

NOTICE OF MEETING

Meeting: COMMUNITY & LEISURE OVERVIEW AND SCRUTINY
PANEL

Date and Time: TUESDAY, 15 JANUARY 2019, AT 6.00 PM*

Place: THE BRADBURY ROOM, APPLETREE COURT,
LYNDHURST

Telephone enquiries to: Lyndhurst (023) 8028 5000
023 8028 5588 - Ask for Jan Debnam
Email: jan.debnam@nfdc.gov.uk

PUBLIC PARTICIPATION:

*Members of the public may speak in accordance with the Council's public participation scheme:

- (a) immediately before the meeting starts, on items within the Panel's terms of reference which are not on the public agenda; and/or
 - (b) on individual items on the public agenda, when the Chairman calls that item.
- Speeches may not exceed three minutes. Anyone wishing to speak should contact the name and number shown above.

Bob Jackson
Chief Executive

Appletree Court, Lyndhurst, Hampshire. SO43 7PA
www.newforest.gov.uk

This Agenda is also available on audio tape, in Braille, large print and digital format

AGENDA

Apologies

1. MINUTES

To confirm the minutes of the meeting held 20 November 2018 as a correct record.

2. DECLARATIONS OF INTEREST

To note any declarations of interest made by members in connection with an agenda item. The nature of the interest must also be specified.

Members are asked to discuss any possible interests with Democratic Services prior to the meeting.

3. PUBLIC PARTICIPATION

To note any issues raised during the public participation period.

4. PORTFOLIO HOLDERS' REPORTS

An opportunity for the Portfolio Holders to provide an update to the Panel on developments within their portfolios.

5. SAFER NEW FOREST PARTNERSHIP - PRIORITIES FOR PARTNERSHIP PLAN
(Pages 1 - 68)

To consider the draft Strategic Assessment for 2018/19 against the Partnership Plan, and advise the Cabinet of any information, concerns or actions they might wish to put forward for consideration for inclusion in the 2019/20 Plan.

6. COMMUNITY GRANTS TASK AND FINISH GROUP (Pages 69 - 88)

To consider the Task and Finish Group's recommendations with respect to the allocation of grants for inclusion in the 2019/20 budget.

7. WORK PROGRAMME (Pages 89 - 90)

To consider the Panel's future work programme and to make changes where necessary.

8. ANY OTHER ITEMS WHICH THE CHAIRMAN DECIDES ARE URGENT

To:	Councillors	Councillors
	G R Blunden (Chairman)	I C Coombes
	Mrs F Carpenter (Vice-Chairman)	A H G Davis
	G C Beck	A D O'Sullivan
	D A Britton	D J Russell
	S J Clarke	M L White

COMMUNITY OVERVIEW AND SCRUTINY PANEL – 15 JANUARY 2019

SAFER NEW FOREST PARTNERSHIP – PRIORITIES FOR PARTNERSHIP PLAN

1. INTRODUCTION AND BACKGROUND

- 1.1 The Crime & Disorder Act 1998 requires District Councils to have a crime and disorder committee whose functions are to review or scrutinise decisions made, or other action taken, in connection with the discharge by “responsible authorities” of their crime and disorder functions. The Community Overview & Scrutiny Panel fulfils the role of the crime & disorder committee for NFDC.
- 1.2 The “responsible authorities” for the area are:
- New Forest District Council
 - Hampshire County Council
 - Probation Services
 - Police
 - Fire & Rescue Authority
 - Clinical Commissioning Group
- 1.3 These authorities form the nucleus of the “Safer New Forest Strategy & Delivery Group” which co-ordinates the delivery of the responsible authorities’ statutory crime and disorder functions. They are assisted in this by the following partners who are additional members of the Strategy & Delivery Group:
- Forestry Commission
 - Victim Support
 - New Forest National Park Authority
 - Community First New Forest
 - Hampshire County Council Children’s Services
 - Hampshire County Council Adult Services
 - Hampshire County Council Youth Offending Team

2. STATUTORY CRIME AND DISORDER RESPONSIBILITIES

- 2.1 The responsible authorities’ statutory responsibilities include preparing annual strategies for:
- The reduction of crime and disorder in the area (including anti-social and other behaviour adversely affecting the local environment); and
 - For combating the misuse of drugs, alcohol and other substances in the area; and
 - For the reduction of re-offending in the area

The Strategy & Delivery Group prepares an annual Partnership Plan setting out agreed strategies for the above.

- 2.2 The Strategy Group is required each year to prepare a strategic assessment to assist in revising and updating the strategies. The draft strategic assessment of performance against the Partnership's 2018/19 plan, which will lead to recommendations for the Partnership Plan for 2019/20, will be considered by the Strategy Group on 14 January 2019. The draft strategic assessment is attached as Appendix 1 to this report. The current Partnership Plan is available to view at: <http://www.safer.newforest.gov.uk/CHttpHandler.ashx?id=36289&p=0> The views of the Strategy Group on the draft strategic assessment will be reported orally to the Panel.
- 2.3 In its role as the Crime & Disorder Committee, the Panel is asked to consider any matters arising from the 2018 Strategic Assessment, or any issues it would like to see included in the draft 2019/20 Partnership Plan. Any comments the Panel might wish to make will be reported to the Cabinet on 6 February, when the Cabinet will consider both documents and make a recommendation regarding next year's Partnership Plan to the Council on 25 February.

3. ENVIRONMENTAL IMPLICATIONS

- 3.1 None arising directly from this report.

4. CRIME & DISORDER IMPLICATIONS

- 4.1 The Partnership Plan is directed at achieving the points set out in paragraph 2.1 and as such is an important tool in addressing crime & disorder issues in the District. The Strategic Assessment is an assessment of performance against the Plan and therefore is significant in assessing the value of initiatives undertaken.

5. EQUALITY & DIVERSITY IMPLICATIONS

- 5.1 Plans and strategies are developed in accordance with New Forest District Council's Corporate Equality Objectives.

6. FINANCIAL IMPLICATIONS

- 6.1 None arising directly from this report.

7. RECOMMENDATIONS

- 7.1 That the Panel considers the draft Strategic Assessment for 2018/19 against the Partnership Plan, and advises the Cabinet of any information, concerns or actions they might wish to put forward for consideration for inclusion in the 2019/20 Plan.

Further information:

Brian Byrne
Service Manager, Estates Management & Support
Tel: (023) 8028 5588
e-mail: brian.byrne@nfdc.gov.uk

or

Nikki Swift
Community Safety Manager
Tel: (023) 8028 5588
e-mail: nikki.swift@nfdc.gov.uk

Background Papers:

Published documents

This page is intentionally left blank

Safer New Forest Strategic Assessment 2018

The New Forest is one of the safest places in the UK to live in, work in and visit. The Safer New Forest Partnership is working to make it even safer.



CONTENTS

	Page
1. INTRODUCTION	2
2. SOURCES OF INFORMATION.....	3
3. REVIEW OF THE PARTNERSHIP PLAN 2018/19.....	4
4. NEW FOREST COMPARATIVE CRIME DATA 2016/2017 – 2017/2018	18
5. ADDITIONAL NEW FOREST DATA.....	27
6. EMERGING RISKS AND TRENDS.....	40
7. COMMUNITY ENGAGEMENT.....	42
8. PRIORITIES TO CONSIDER FOR THE PARTNERSHIP PLAN 2019/20.....	43
9. APPENDIX A – ACTION PLAN 2018-2019.....	44
10. APPENDIX B – GLOSSARY OF CRIME TYPES	50

1. INTRODUCTION

- 1.1 The New Forest is an area of southern England which includes one of the largest remaining tracts of unenclosed pasture land, heathland and forest in the heavily populated south east of England. It covers south-west Hampshire and extends into south-east Wiltshire and towards east Dorset. It is a unique place of ancient history, fascinating wildlife and stunning beauty and was established as a royal hunting preserve.

The local government administrative area of New Forest District Council (290 square miles) includes the New Forest National Park (206 square miles). Within the district there are 145 square miles of Crown land, managed by the Forestry Commission.

The New Forest is a working forest that has prospered for nearly 1000 years. Many of the agricultural practices conceded by the Crown in historical times to local people are still retained. The most significant of these is the depasturing of ponies, cattle, pigs and donkeys in the open forest by authorised local inhabitants known as Commoners. These unique agricultural communing practices are administered by the Verderers.

The district council was created on 1 April 1974 and was a merger of the borough of Lymington, New Forest Rural District and part of Ringwood and Fordingbridge Rural District. The district is one of the most populated in England (176,343) not to be a unitary authority and within its boundaries there are 37 active Town and Parish Councils. Hampshire County Council is responsible for upper tier services.

Operating within the heart of the district council area is the National Park Authority established in 2005. The National Park is the planning authority for its area. In other service areas there are shared responsibilities and close collaborative working with the district council. Approximately 70% of the population of the district live in the New Forest District Council authority area in a number of medium sized towns. To the south and east of the district border there lies 40 miles of coastline.

The broad range of organisations and community groups that exist means that the council works collaboratively with and in the community to deliver solutions.

Based in the district area there are approximately 8,000 businesses, 89% of which are micro in size employing fewer than 10 people. Self-employment in the district area is relatively high at over 14% and unemployment is consistently lower than in the rest of the country. Leisure, tourism and marine along with their associated supply chains are significant employment and economic sectors within the district. The council works closely with the New Forest Business Partnership and 'Helping local business grow' is a priority. Average earnings are low with 60% of the working population earning less than the UK average. This, and the high average house price (£315,000; some £93,000 above the county average), results in significant cross commuting between those who work in the forest but can't afford to live there, and those who can afford to live within the district but work elsewhere. The district council is located between the two major conurbations of Southampton and Bournemouth.

The very special nature of the New Forest makes it an extremely attractive place to live; both for those in work and those wishing to retire (25% of the population is over 65). Housing development is made more difficult by many of the environmental constraints of the area.

- 1.2 During the course of each year the Safer New Forest Partnership ('the Partnership') is required by law to prepare an annual strategic assessment on behalf of all of the responsible authorities who are members of the Partnership.
- 1.3 The aim of this strategic assessment is to provide an analysis of crime in the New Forest during 2017/2018. The strategic assessment will assist the Partnership with the preparation of the Partnership Plan for the year 2019/20.
- 1.4 In particular, the next Partnership Plan will draw upon evidence contained in this strategic assessment to inform a strategy for the reduction of re-offending and crime and disorder for the New Forest. The strategic assessment will assist with the identification of priorities that the Partnership feel should be the focus of their work in the upcoming year.
- 1.5 This strategic assessment includes the following:
 - update on agencies actions of the Partnership plan of 2018/19
 - an overview of the level and pattern of re-offending, crime and disorder in the New Forest area and where available, comparative differences since the 2017 strategic assessment
 - update on the Partnership's community engagement
 - recommendations for future priorities to be included in the 2019/20 Partnership plan

2. SOURCES OF INFORMATION

- 2.1 The Partnership is made up of the following statutory responsible authorities:

- New Forest District Council
- Hampshire Constabulary
- Hampshire Fire and Rescue
- Probation (Community Rehabilitation Company)
- West Hampshire Clinical Commissioning Group

During the course of 2018, the responsible authorities have worked together with the aim of enhancing community safety in the New Forest. The responsible authorities have contributed towards the preparation of this strategic assessment.

2.2 In addition, throughout 2018, the responsible authorities have been supported by the following non-statutory members of the Partnership:

- Hampshire County Council (Councillor Representative)
- Hampshire County Council Children's Services
- Hampshire County Council Youth Offending Team
- Hampshire County Council Adult Services
- Forestry Commission
- New Forest National Park Authority

3 REVIEW OF THE PARTNERSHIP PLAN 2018/19

3.1 The Partnership Plan 2018/19 was formally agreed by the Partnership on 5 March 2018. It was published on the Safer New Forest Website for public viewing following this date.

3.2 The Partnership Plan identified the following priorities:

1. Children at risk
2. Modern slavery and human trafficking
3. Drug & alcohol related harm
4. Domestic abuse

3.2 For each priority a Lead Partner was identified, in consultation with the Partnership. Four operational forums were established to enable partners to monitor and develop the actions which were taken throughout the year to address the relevant priority, how the success of those actions were measured and what resources were required. This was set out in the Partnership Plan (Appendix A).

3.3 Each Lead Partner was chair of their designated forum and were responsible for developing more detailed targets and a strategy for the delivery of the actions throughout the year.

3.4 The progress that each forum made on the action plan was monitored by the Partnership throughout the year.

3.5 This Partnership Plan (including the action plan) is a living document and may be amended over the course of the year to reflect the ongoing work addressing the priorities.

3.5.1 **Children at Risk** - Lead partner Supporting Families and Children & Young People Support Group

The Supporting Families Core Group and the New Forest Local Children's Partnership merged in 2018 to ensure the New Forest would be able to deliver a consistent approach for young people and families within the New Forest.

Following consultation with forum members, the Safer New Forest priorities were adopted by the Supporting Families and Children & Young People Group. This approach created a single cohesive plan with partners working collectively to reduce harm. Commissioned Services funded in part from the 0-19 Children's Services Grant increased targeted support projects for delivery across the New Forest.

Support services within the New Forest i.e. Yellow Door, It's Your Choice, Willow Team, Early Help Hub and Safe4me training package have worked towards the key priorities of the Partnership Plan. Delivery has been through 1:1 sessions, group presentations and training to professionals to embed learning and knowledge. This approach in particular supported priority 1, actions 1.2 of the partnership plan (to raise awareness of the increased risk of harm and exploitation of young people through on-line and digital technology). All above services also participated and contributed to the Safer New Forest Conference.

Nationally greater awareness of Adverse Childhood Experiences (ACEs) have on young people and the lasting impact into the development through adulthood is gaining greater understanding. The Safer New Forest Partnership have been approached to facilitate ACE's training video from CIS'ters to raise awareness. Family Support Service staff have received targeted training and are cascading awareness and facilitating programmes to New Forest families commencing January 2019.

Supporting New Forest Families

The District Council recognises and supports the needs of vulnerable families. Locally the District Council is the lead agency of the government's Supporting Families Programme. Within the district area, this programme is operated under the name of Supporting New Forest Families. This programme is supported by the Youth Offending Team, Police, Children's Services, Probation and wider partners to support families and individuals who are identified as:

- a) Involved in ASB or crime
- b) Not in education, employment or training (or at risk of exclusion)
- c) Victims of domestic abuse
- d) Substance misuse
- e) At financial risk or risk of homelessness
- f) Having health needs/failing to thrive

Supporting New Forest Families Profile

The cohort allocation for the New Forest area between April 1st 2017-March 31st 2018 was 118 families. Of this number, 88 families were to be managed locally by NFDC and its partners with 30 cases being supported by a commissioned intensive service provided by Hampshire County Council. The intensive service consists of Motiv8, Family Lives and CSW who each had an allocation of 10 families during the financial year (30 in total).

Supporting Families increased its allocated cohort, working with 120 families consisting of over 270 children and young persons, as shown below.

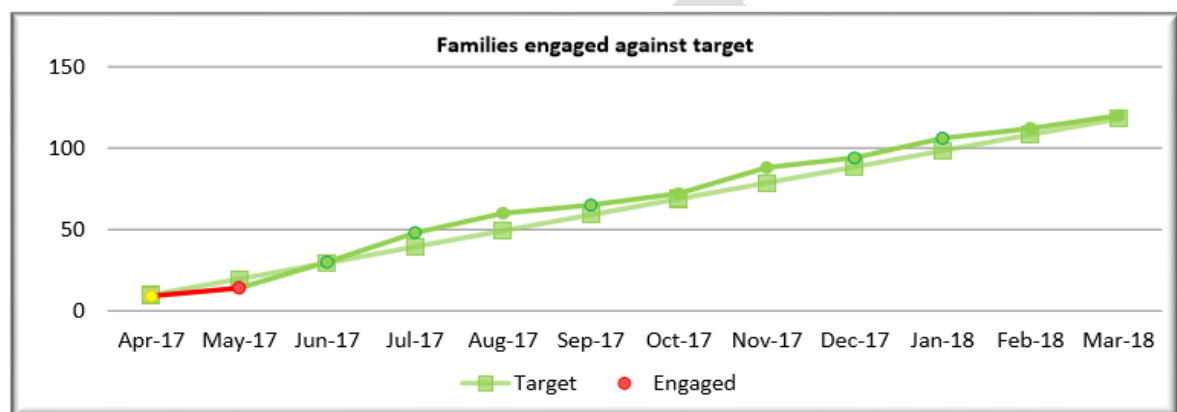


Fig 1: Allocation from April 1st 2017 to March 31st 2018

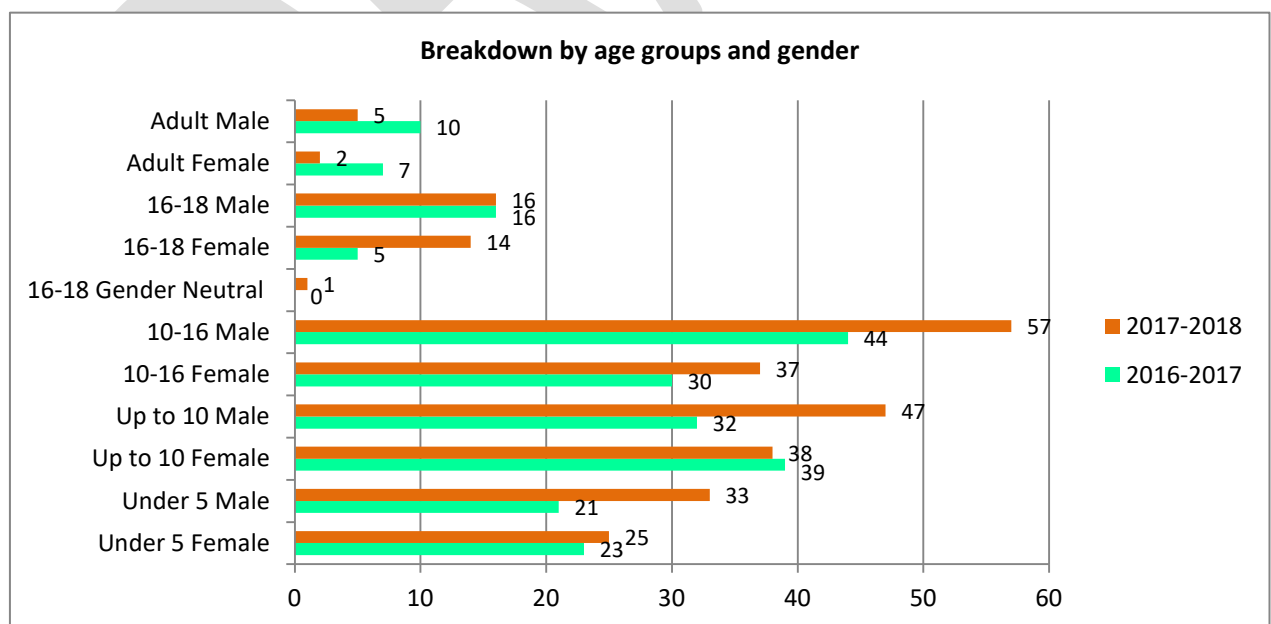


Fig 2: Age and gender of children/young person (2016-2017 vs 2017-2018)

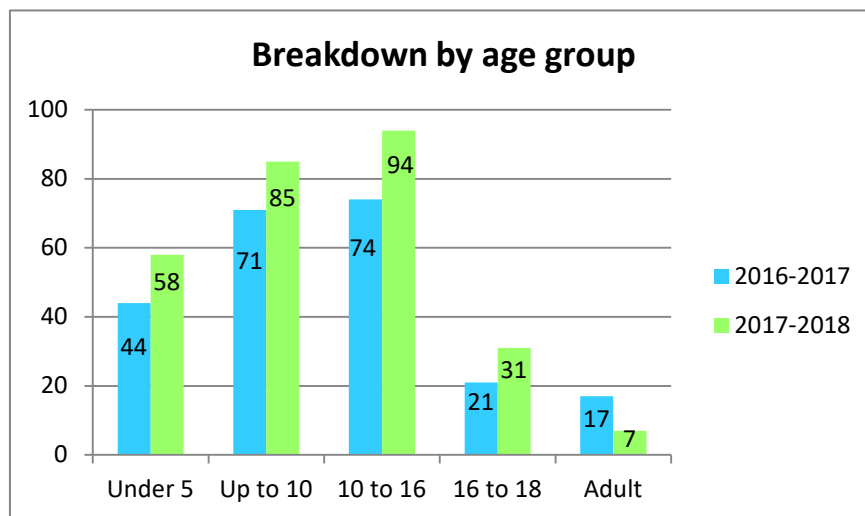


Fig 3: Age of children/young person (2016-2017 vs 2017-2018)

Supporting New Forest Families Overview (2017/2018)

In the year April 1st 2017-March 31st 2018, the New Forest Supporting Families Programme identified 120 families to participate within the programme. The commissioned service changed to three new providers working to deliver a combined service which was provided by CSW, Motiv8 and Family Lives. The programme benefits from the additional support of a dedicated DWP (Department of Works and Pension) employee. With their area of expertise they are able to support clients experiencing worklessness and assist with employment opportunities reducing the cost to the overall welfare budget.

During the current year 2018/19 Supporting New Forest Families programme continues to meet its overall objectives and remain on course to exceed our cohort numbers. Due to transitional changes in posts in the summer of 2018, there was a reduction in overall capacity of supported families at this time. Positions have since been filled and allocation numbers have returned to yearly average - see figure 7.

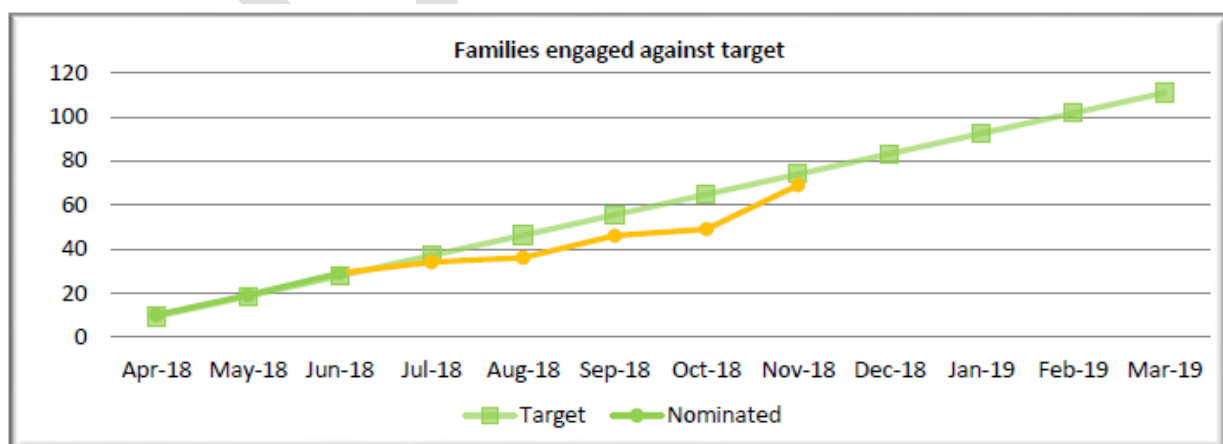


Fig 4: Current allocation from April 1st 2018 to November 30th 2018

3.5.2 **Modern Slavery and Human Trafficking** - Lead Partner Hampshire Fire and Rescue through the Modern Slavery Partnership

The Hampshire Modern Slavery Partnership meet quarterly with representation and participation from local authorities within Hampshire inclusive of Hampshire Constabulary, NHS, Medaille Trust, Stop the Traffik, Barnados and Two Saints.

The Safer New Forest Partnership has had representation at the Modern Slavery Partnership and imbedded learning outcomes through cascading via the local partnership board members. Attendance at the Modern Slavery Partnership and the sharing of correspondence from the Lead Partner has provided a greater understanding of local and national emerging trends to support the local delivery.

Public and professional awareness and understanding has been raised through various mediums:

- The Safer New Forest Conference benefitted many delegates by providing an overarching presentation on signs, symptoms to be aware of when working in the public sector and support services available through the national referral mechanism. Guest speakers presenting were from Stop the Traffik and Barnados and two specific workshops covering modern day slavery trends, referral process, signs to look out for and signposting for both adults (Medaille Trust) and children (Barnardo's).
To complement this the market place stalls relevant to this priority were Hampshire Safeguarding Children's Board, Hampshire Safeguarding Adult's Board, Hampshire Children's Services – Multi-Agency Safeguarding Hub (MASH), Hampshire Constabulary - Safe4me (school education programme), It's Your Choice, Two Saints, Together and Hampshire Fire & Rescue Service.
- The Lead Partner has facilitated local presentations to community leaders and public sector organisations to raise awareness of the modern slavery agenda.
- Statutory and core members promoted the national modern day slavery awareness day (18th October 2018) as an opportunity for joint public communications and publications across all services. This combined approach maximised public awareness using various forms of medium.

3.5.3 **Drug and Alcohol related harm** - Lead Partner Hampshire Constabulary through the Community Tactical Planning Meetings

The Community Safety Partnership has continued to have an active participation in educational establishments within the district. The Hampshire Safe schools project, targeting misuse of drugs in and around the school environment, was achieved through the collaboration of the Headteachers Forum and support of the lead agency, Hampshire Constabulary. The primary focus of this activity is to maintain schools as a safe place for all through prevention, awareness raising and identification through the use of passive trained canines. The outcomes of any positive detections is a referral to supported interventions and not enforcement through the criminal justice system. Representation from the Headteachers Forum has been sought to participate in future Safer New Forest core group meetings.

Further support has also been available through the revised Safe4Me learning resources provided by Hampshire Constabulary. This resource is available to schools, professionals, students, parents and carers. This targeted resource supports and enhances another of the Partnership's priorities of protecting 'Children at Risk'.

The District Chief Inspector, as lead partner for this priority, chairs a monthly Community Tactical Planning Meeting with representations from New Forest District Council (NFDC) Community Safety and Housing Services, Hampshire Fire and Rescue and Community Rehabilitation Company (CRC). This forum is both offender and victim focused offering services the opportunity to work collaboratively and problem solve as a partnership utilising shared services with an emphasis of reducing crime and disorder. Partners discuss and problem solve risks around drug related harm as part of a standing agenda item. Community intelligence is assessed and plans are formulated to tackle individuals, addresses and locations.

There have been a number of successful operations across the New Forest this year including drugs search warrants in New Milton, Ringwood, Totton and across the Waterside. In some cases tens of thousands of pounds in cash and drugs have been seized with arrests and prosecution. This has removed harm from local neighbourhoods as well as increasing intelligence for further targeted activity.

A New Forest Inspector meets with neighbouring districts, including Southampton, to share information on drugs criminals who operate across district borders, to maximise the use of resources. Through these meetings those at risk of exploitation are identified and the inclusion and resources of partners from within the Community Safety Partnership (CSP) are utilised to effectively safeguard and prevent further harm.

The Safer New Forest Conference in November brought expert practitioners to the fore to showcase and explain the threat and harm from County Lines drug gangs and collective preventative action services can undertake to prevent the harm they pose. The conference raised awareness to delegates on drug and alcohol related harm with guest speakers, Jo Huey exploring the impact and personal experiences of living with an alcoholic. DS Paul Barton raised awareness of the meaning of 'County Lines' in terms of operational structures, methodology of working and the utilising of vulnerable and often young people in the dissemination and supply of illegal substances. This was enhanced with 2 dedicated workshops on substance misuse from the perspective of rehabilitation. Grant Le Breuilly, from Inclusion, provided an overview on 'what is addiction and positive partnership working'. Stacey Miller facilitated educational awareness sessions on what works in drug and alcohol prevention and how to embed this into everyday working. Further educational information support was offered through the participation of It's Your Choice, Hampshire Safeguarding Children's Board, Hampshire Safeguarding Adult's Board, Hampshire Children's Services Multi-Agency Safeguarding Hub (MASH) and Hampshire Constabulary - Safe4me (school education programme).

3.5.4 Domestic Abuse - Lead Partner New Forest Domestic Abuse Forum

The primary focus for the new Chair of the Domestic Abuse Forum was to reinvigorate participation at the forum to ensure its agenda was reflective and inclusive of the Partnership Plan. The Children's Services Early Help Manager, as new Chair supported by the Manager of You Trust (commissioned Domestic Abuse Service in the New Forest) acting as Vice Chair. The forum has extended its partnership with the representation from, Hampshire Constabulary, West Hampshire Clinical Commissioning Group (CCG) with representation from a local General Practitioner, Family Support Service, Supporting Families, Probation, Hampshire Fire & Rescue, You Trust, Victim Support, including participation from third sector partners.

The forum's agreed aims are outlined below:

- To consider data, trends and geographical implications to enable an up to date needs analysis.
- To undertake a mapping exercise to consider the current services available in the New Forest and identify gaps. This will then be shared with partners and uploaded onto the Safer New Forest website.
- To review and embed lessons learnt from Domestic Homicide Reviews and Serious Case Reviews with closer links to MARAC.
- To support and link with the Safer New Forest Partnership.

Key topics relating to forms of domestic abuse, identification and resources of support were extensively highlighted at the Safer New Forest Conference. It has been positive to note that these awareness sessions increased participation to the DA forum and agency's commitment to future collaborative working.

The integrated domestic abuse service within Hampshire is provided by the You Trust which supports women, men and children affected by domestic abuse. The You Trust is entering the third year of this commissioned service covering Hampshire and the New Forest.

Figures 5, 6, 7, 8 & 9 provide some comparative data from 2016/17 & 2017/18.

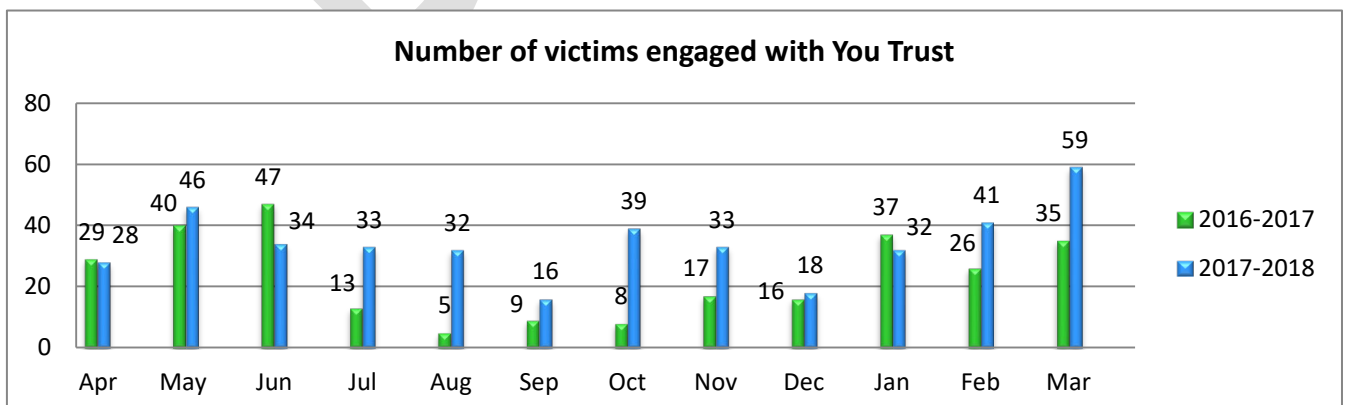


Fig 5: Number of victims referred to You Trust within the New Forest, 2016/17 & 2017/18

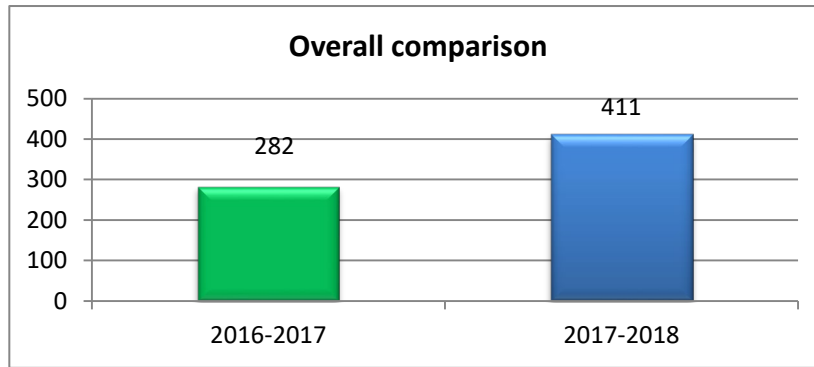


Fig 6: Overall comparison of the number of victims referred to You Trust within the New Forest, 2016/17 & 2017/18

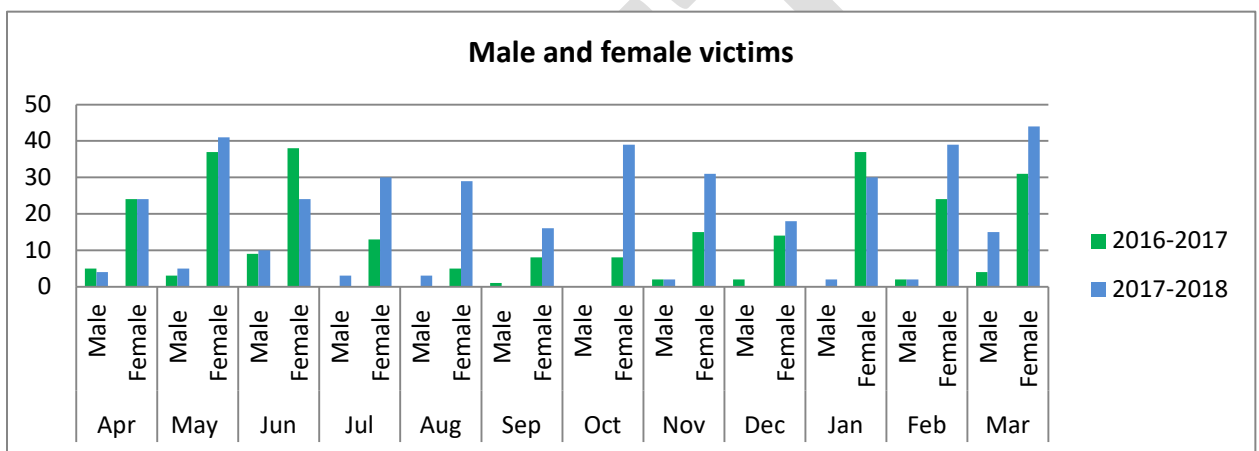


Fig 7: You Trust victims by gender within the New Forest, 2016/17 & 2017/18

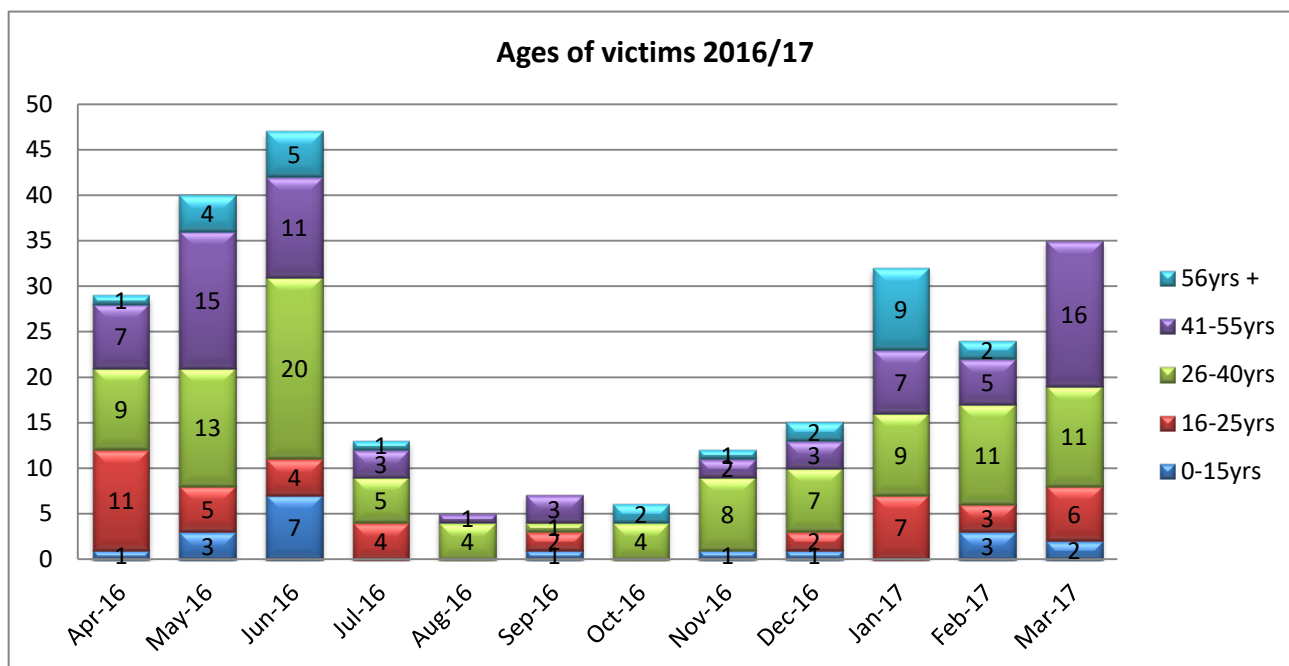


Fig 8: You Trust victims by age within the New Forest, 2016/17

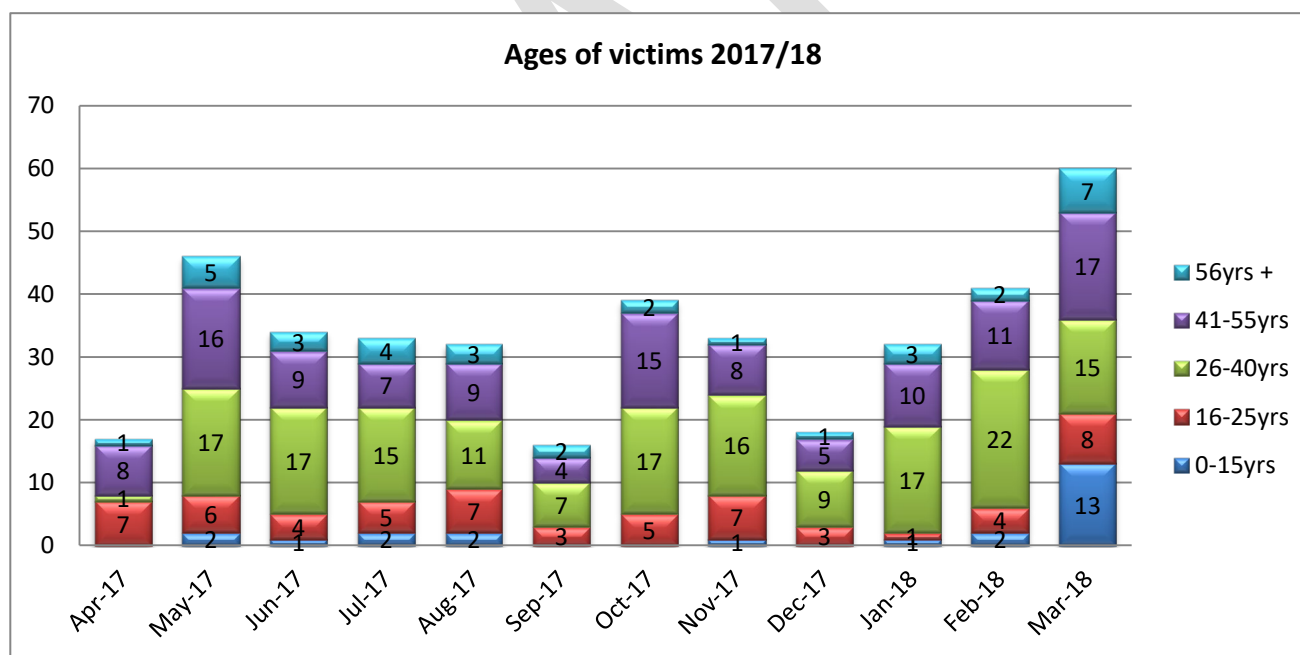


Fig 9: You Trust victims by age within the New Forest, 2017/18

3.5.5 Safer New Forest Conference

As a culmination of our four priorities the Safer New Forest Partnership held the first Safer New Forest Conference on 12th November 2018 at Brockenhurst College. Our objective for the day was to raise awareness and enhance local knowledge, in line with our four main priorities, for all our partners working within the New Forest. Partners included representatives from; Hampshire Constabulary, Local Councillors, Health (GP, school nurse, health visitors), Education, Children's Services, Adult Services, Hampshire Fire & Rescue Service, Housing, Probation, Department of Work and Pensions, substance misuse services, domestic abuse services and third sector colleagues.

The agenda for the day included guest speakers, workshops and market place stalls. Below outlines the variety and expertise that was delivered throughout the day.

PARTNERSHIP PRIORITY: CHILDREN AT RISK

Guest speaker: Kevin Scullion

Presentation: Operation Usher - A real-life timeline of a child exploitation case within the New Forest, highlighting key partnership working.

Workshops:

- Teenage relationship abuse facilitated by Lynne Meechan and Youth Commission members (Office of Police Crime Commissioner)
- Child exploitation with LGBT focus facilitated by Jim Ford, Willow Team
- Gaming and young people facilitated by Frankie Snow, Yellow Door
- Neurobiology of threat facilitated by Zoe Lodrick, Sexualised Trauma Specialist
- What works in drugs and alcohol education facilitated by Stacey Miller, Stacey Miller Consultancy
- Adolescent to parent violence facilitated by Amanda Munn, The You Trust.

Market place stalls:

- Hampshire Safeguarding Children's Board
- Hampshire Children's Services Early Help Hub
- Hampshire Children's Services Multi-Agency Safeguarding Hub (MASH)
- Office of the Police and Crime Commissioner (Restorative Justice)
- Hampshire Constabulary Safe4me (school education programme)
- hArt art therapy
- The You Trust
- It's Your Choice

PARTNERSHIP PRIORITY: MODERN SLAVERY AND HUMAN TRAFFICKING

Guest speaker: Laurie Church

Presentation: Stop the Traffik

Guest speaker: Kate Davies

Presentation: Barnardo's

Workshops:

- Working with adult, modern day slavery trends, referral process, signs to look out for and signposting facilitated by Julie Shanley, Medaille Trust
- Working with young people, modern day slavery trends, referral processes, signs to look out for and signposting facilitated by Kate Davies, Barnardo's

Market place stalls:

- Hampshire Safeguarding Children's Board
- Hampshire Safeguarding Adult's Board
- Hampshire Children's Services Multi-Agency Safeguarding Hub (MASH)
- Hampshire Constabulary Safe4me (school education programme)
- It's Your Choice
- Two Saints
- Together
- Hampshire Fire & Rescue Service

PARTNERSHIP PRIORITY: DRUG & ALCOHOL RELATED HARM

Guest speaker: Jo Huey

Presentation: Personal experiences of living with an alcoholic

Guest speaker: DS Paul Barton

Presentation: County Lines

Workshops:

- What is addiction and good practice partnership working facilitated by Grant Le Breuille, Inclusion
- What works in drug and alcohol education facilitated by Stacey Miller, Stacey Miller Consultancy

Market place stalls:

- Inclusion
- It's Your Choice
- Hampshire Safeguarding Children's Board
- Hampshire Safeguarding Adult's Board
- Hampshire Children's Service Multi-Agency Safeguarding Hub (MASH)
- Hampshire Constabulary Safe4me (school education programme)

PARTNERSHIP PRIORITY: DOMESTIC ABUSE

Guest speaker: Zoe Lodrick, Sexualised Trauma Specialist

Presentation: The basic attachment theory to understand vulnerability to domestic abuse and/or sexual exploitation.

Workshops:

- Neurobiology of threat facilitated by Zoe Lodrick, Sexualised Trauma Specialist
- Stalking facilitated by Lucy Kay, Aurora New Dawn
- Teenage relationship abuse facilitated by Lynne Meechan and Youth Commission
- Adolescent to parent violence facilitated by Amanda Munn, The You Trust

Market place stalls:

- Appletree Careline
- The You Trust
- It's Your Choice
- Hampshire Safeguarding Children's Board
- Hampshire Safeguarding Adult's Board
- hArt art therapy
- Hampshire Constabulary Safe4me (school education programme)
- Hampshire Children's Services Multi-Agency Safeguarding Hub (MASH)

Overall Conference Experience

All delegates were asked to complete an evaluation of their views of the conference and these have been collated, see figure 10 below.

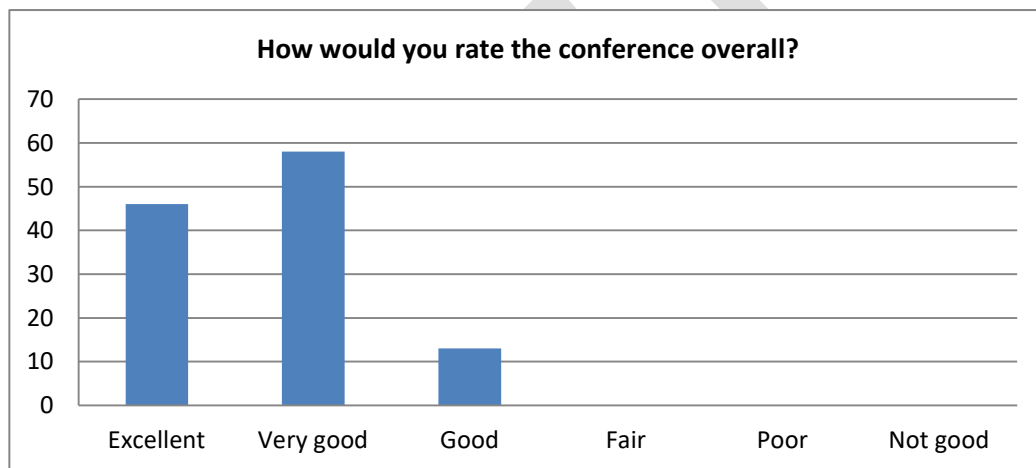


Fig 10: Delegates overall conference experience

As shown in figure 10, 100% of the delegates completing the evaluation found the conference overall to be excellent, very good or good. This was also evidenced on the day with delegates engaging fully with all programmed activities supported with verbal participation, engagement and commitment to the partnerships objectives.

Overall comments

Below outlines some of the overall comments received from delegates evaluations:

- One of the best and most informative conferences I have attended in a long time
- It was great to see how much support there is in the New Forest
- Really informative
- Lots of fantastic networking opportunities
- Great conference, guest speakers and workshops
- Gained considerable knowledge from the guest speakers today
- Action packed, well organised and very relevant
- Excellent, well presented. Good content and very interesting, thank you
- Very good, well set out day with a good flow and interesting speakers

Guest Speaker Feedback

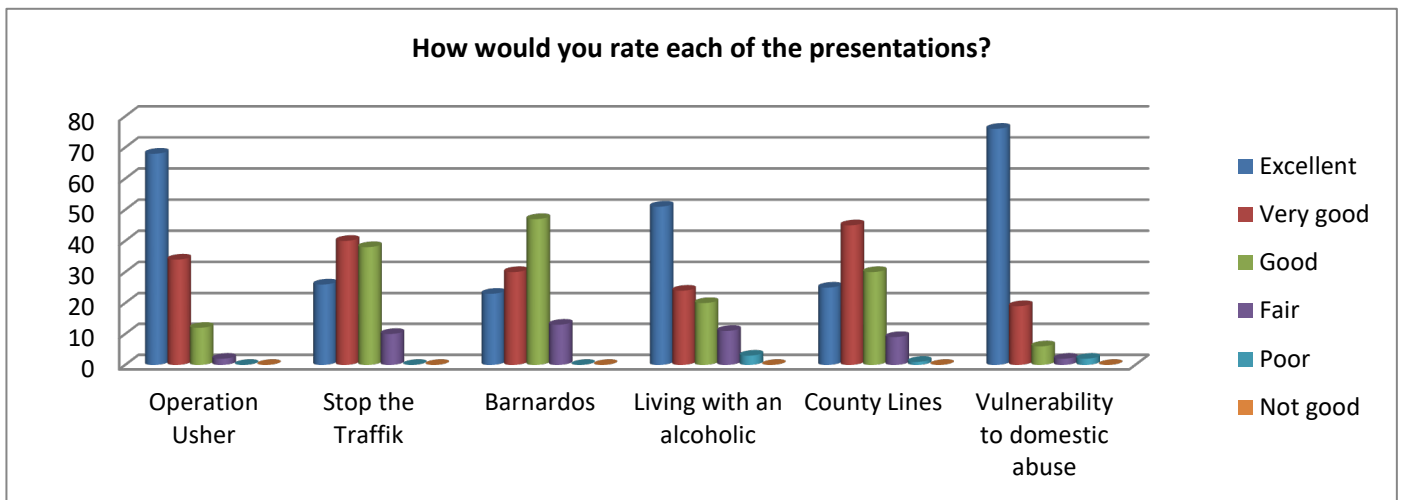


Fig 11: Delegates guest speaker evaluation

As outlined in figure 11, presentations on Operation Usher and vulnerability to domestic abuse received a notably higher appreciation from delegates. Reasons identified relate to current emerging priorities and trends across all service sectors in the New Forest.

Workshop Feedback

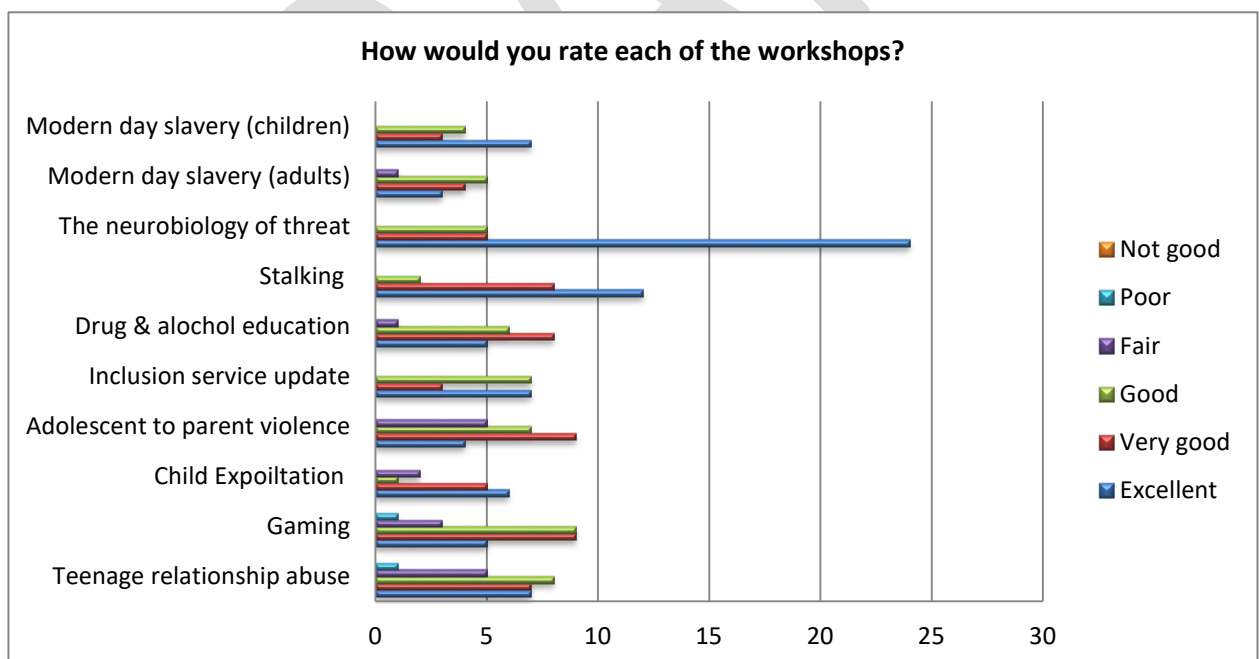


Fig 12: Delegates workshops evaluation

Feedback demonstrated an identified need to provide further information relating to stalking in terms of definitions, identifying characteristics and targeted support.

Detailed below are some of the delegate's comments regarding the guest speakers and workshops:

- Very powerful
- Hard hitting and informative workshops
- All relevant and looking forward to feeding back to the team
- Really useful, tackling the biggest issues in our community
- Multi-disciplinary training, excellent as it should be
- More relevant to my role than I imagined
- Targeted at professionals
- A great place to stop, learn, network and think
- Please keep me posted about future events

Areas of interest and future direction

Many delegates requested an annual conference with the following suggestions:

- Could this be a 2 day course
- More time for networking and market place
- More on services for domestic abuse
- Would be good to have a workshop on mental health
- More internet use, internet safety
- Adolescent to parent violence speaker
- More about stalking

Feedback and evaluations received has highlighted the desire and commitment of partners to formulate an annual Safer New Forest Conference to empower support and direct partners through a cohesive plan.

4. NEW FOREST COMPARATIVE CRIME DATA

01/04/2016 to 31/03/2017 and 01/04/2017 to 31/03/2018

Crime can be split into numerous categories. The table below shows crime trends by type that were committed within the New Forest during 01/04/2017 and 31/03/2018 and how they compared with the previous year.

For a further explanation on these definitions of crime types, APPENDIX B is included at the end of this report.

Please note that due to a change in Home Office recording rules burglary data may not give a clear like for like comparison between corresponding years.

*Residential burglaries now include any building within the curtilage of the premises which includes sheds, garages and other out buildings. Previously non dwelling burglaries included commercial premises as well as non-attached garages and sheds belonging to households.

Crime Type	01/04/2017- 31/03/2018	01/04/2016- 31/03/2017	% Change
VIOLENCE AGAINST THE PERSON			
Homicide	1	0	100%
Violence with injury	1268	1287	-1.48%
Violence without injury	1882	1926	-2.28%
Total	3151	3213	-1.93%
SEXUAL OFFENCES			
Rape	108	100	8.00%
Other Sexual Offences	229	222	3.15%
Total	337	322	4.66%
ROBBERY			
Robbery Of Business Property	14	12	16.67%
Robbery Of Personal Property	26	29	-10.34%
Total	40	41	-2.44%
*BURGLARY			
Burglary Residential	931	362	157.18%
Burglary Business and Community	424	905	-53.15%
Total	1355	1267	6.95%
THEFT OFFENCES			
Burglary	1355	1267	6.95%
Vehicle Offences	1074	787	36.47%
Theft from Person	26	73	-64.38%
Bicycle Theft	212	150	41.33%
Shoplifting	659	668	-1.35%
All other Theft Offences	1109	1032	7.46%
Total	4435	3977	11.52%

Crime Type	01/04/2017-31/03/2018	01/04/2016-31/03/2017	% Change
CRIMINAL DAMAGE & ARSON OFFENCES			
Criminal Damage	1500	1433	4.68%
Arson	60	42	42.86%
Total	1560	1475	5.76%
DRUG OFFENCES			
Trafficking Of Drugs	37	30	23.33%
Possession Of Drugs	133	155	-14.19%
Total	170	185	-8.11%
Possession of Weapons Offences	85	50	70.00%
Public Order Offences	906	701	29.24%
Miscellaneous Crimes Against Society	194	169	14.79%

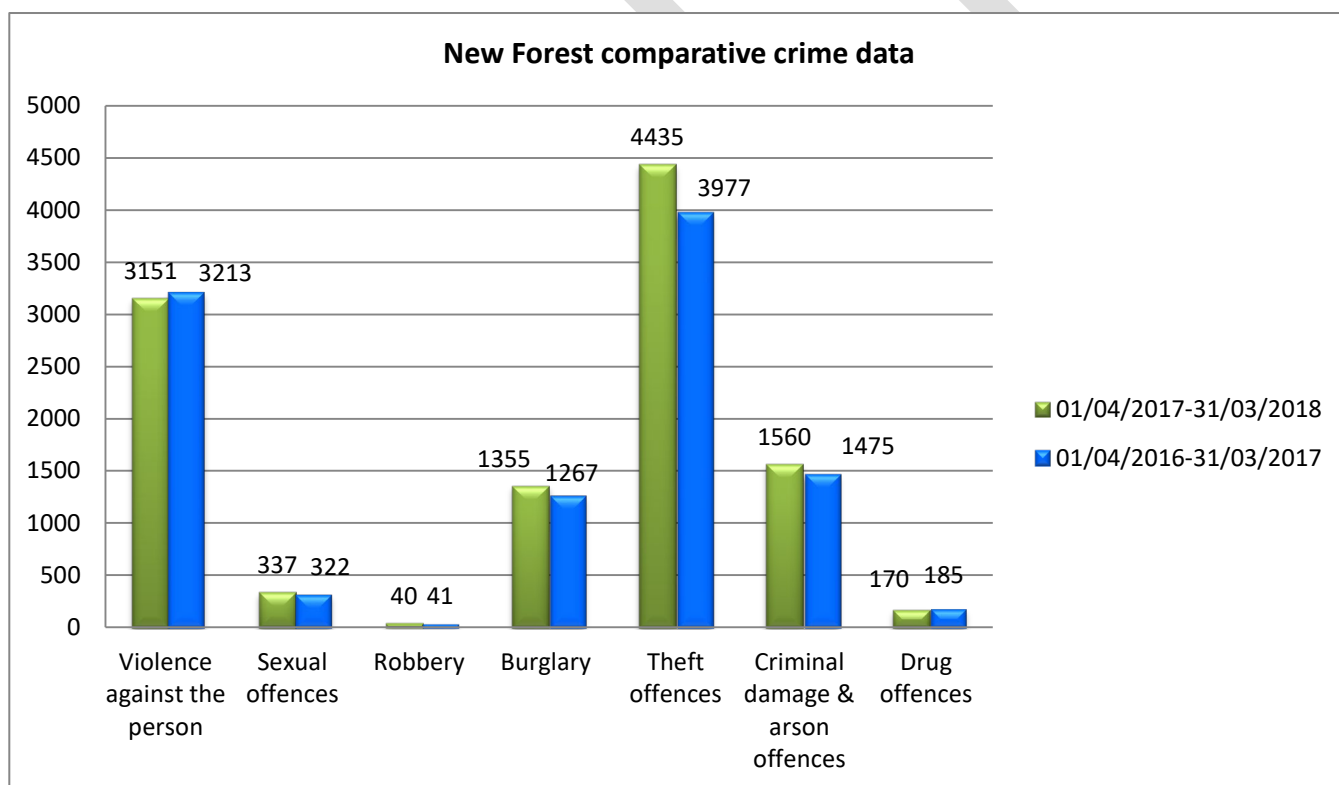


Fig 13: Overview of New Forest comparative crime data 2016/17 & 2017/18

4.1 Overview of incidents by type and comparison of crimes year on year:

Crimes by Sector Level

4.2 New Milton

Crime Type	01/04/2017- 31/03/2018	01/04/2016- 31/03/2017	% Change
VIOLENCE AGAINST THE PERSON			
Violence with injury	186	236	-21.19%
Violence without injury	306	244	25.41%
Total	492	480	2.50%
SEXUAL OFFENCES			
Rape	16	14	14.26%
Other sexual offences	29	38	-23.68%
Total	45	52	-13.46%
ROBBERY			
Robbery of business property	1	1	0.00%
Robbery of personal property	4	7	-42.86%
Total	5	8	-37.50%
*BURGLARY			
Burglary residential	117	73	60.27%
Burglary business and community	43	117	-63.25%
Total	160	190	-15.79%
THEFT OFFENCES			
Burglary	160	190	-15.79%
Vehicle offences	170	79	115.19%
Theft from person	6	11	-45.45%
Bicycle theft	33	13	153.85%
Shoplifting	127	141	-9.93%
All other theft offences	124	112	10.71%
Total	620	546	13.55%
CRIMINAL DAMAGE & ARSON OFFENCES			
Criminal damage	146	164	-10.98%
Arson	2	2	0.00%
Total	148	166	-10.84%
DRUG OFFENCES			
Trafficking of drugs	4	4	0.00%
Possession of drugs	30	19	57.89%
Total	34	23	47.83%
Possession of weapons offences	9	8	12.50%
Public order offences	134	63	112.70%
Miscellaneous crimes against society	29	34	-14.71%

4.3 Lymington

Crime Type	01/04/2017- 31/03/2018	01/04/2016- 31/03/2017	% Change
VIOLENCE AGAINST THE PERSON			
Violence with injury	205	183	12.02%
Violence without injury	297	283	4.95%
Total	502	466	7.73%
SEXUAL OFFENCES			
Rape	12	9	33.33%
Other sexual offences	25	17	47.06%
Total	37	26	42.31%
ROBBERY			
Robbery of business property	0	1	-100.00%
Robbery of personal property	5	6	-16.67%
Total	5	7	-28.57%
*BURGLARY			
Burglary residential	148	55	169.09%
Burglary business and community	50	122	-59.02%
Total	198	177	11.86%
THEFT OFFENCES			
Burglary	198	177	11.86%
Vehicle offences	107	112	-4.46%
Theft from person	2	8	-75.00%
Bicycle theft	34	47	-27.66%
Shoplifting	143	129	10.85%
All other theft offences	183	205	-10.73%
Total	667	678	-1.62%
CRIMINAL DAMAGE & ARSON OFFENCES			
Criminal damage	266	201	32.34%
Arson	14	6	133.33%
Total	280	207	35.27%
DRUG OFFENCES			
Trafficking of drugs	5	6	-16.67%
Possession of drugs	17	25	-32.00%
Total	22	31	-29.03%
Possession of weapons offences	12	8	50.00%
Public order offences	123	105	17.14%
Miscellaneous crimes against society	24	18	33.33%

4.4 Ringwood and Fordingbridge

Crime Type	01/04/2017- 31/03/2018	01/04/2016- 31/03/2017	% Change
VIOLENCE AGAINST THE PERSON			
Homicide	1	0	100%
Violence with injury	197	185	6.49%
Violence without injury	253	279	-9.32%
Total	451	464	-2.80%
SEXUAL OFFENCES			
Rape	14	10	40.00%
Other sexual offences	27	28	-3.57%
Total	41	38	7.89%
ROBBERY			
Robbery of business property	3	0	300.00%
Robbery of personal property	0	4	-100.00%
Total	3	4	-25.00%
*BURGLARY			
Burglary residential	240	48	400.00%
Burglary business and community	119	289	-58.82%
Total	359	337	6.53%
THEFT OFFENCES			
Burglary	359	337	6.53%
Vehicle offences	227	175	29.71%
Theft from person	7	32	-78.13%
Bicycle theft	23	8	187.50%
Shoplifting	85	108	-21.30%
All other theft offences	252	221	14.03%
Total	953	881	8.17%
CRIMINAL DAMAGE & ARSON OFFENCES			
Criminal damage	307	289	6.23%
Arson	5	5	0.00%
Total	312	294	6.12%
DRUG OFFENCES			
Trafficking of drugs	5	4	25.00%
Possession of drugs	16	29	-44.83%
Total	21	33	-36.36%
Possession of weapons offences	13	5	160.00%
Public order offences	155	152	1.97%
Miscellaneous crimes against society	22	30	-26.67%

4.5 New Forest Heart

Crime Type	01/04/2017- 31/03/2018	01/04/2016- 31/03/2017	% Change
VIOLENCE AGAINST THE PERSON			
Violence with injury	67	80	-16.25%
Violence without injury	84	120	-30.00%
Total	151	200	-24.50%
SEXUAL OFFENCES			
Rape	13	4	225.00%
Other sexual offences	12	15	-20.00%
Total	25	19	31.58%
ROBBERY			
Robbery of business property	0	0	0.00%
Robbery of personal property	0	3	-100.00%
Total	0	3	-100.00%
*BURGLARY			
Burglary residential	78	23	239.13%
Burglary business and community	44	17	158.82%
Total	122	40	205.00%
THEFT OFFENCES			
Burglary	122	94	29.79%
Vehicle offences	149	160	-6.88%
Theft from person	5	6	-16.67%
Bicycle theft	39	16	143.75%
Shoplifting	22	21	4.76%
All other theft offences	121	114	6.14%
Total	458	411	11.44%
CRIMINAL DAMAGE & ARSON			
Criminal damage	68	59	15.25%
Arson	3	4	-25.00%
Total	71	63	12.70%
DRUG OFFENCES			
Trafficking of drugs	4	2	100.00%
Possession of drugs	11	21	-47.62%
Total	15	23	-34.78%
Possession of weapons offences	3	5	-40.00%
Public order offences	54	55	-1.82%
Miscellaneous crimes against society	11	7	57.14%

4.6 Hythe

Crime Type	01/04/2017- 31/03/2018	01/04/2016- 31/03/2017	% Change
VIOLENCE AGAINST THE PERSON			
Violence with injury	324	312	3.85%
Violence without injury	529	516	2.52%
Total	853	828	3.02%
SEXUAL OFFENCES			
Rape	38	32	18.75%
Other sexual offences	77	64	20.31%
Total	115	96	19.79%
ROBBERY			
Robbery of business property	5	3	66.67%
Robbery of personal property	4	4	0.00%
Total	9	7	28.57%
*BURGLARY			
Burglary residential	100	45	122.22%
Burglary business and community	49	84	-41.67%
Total	149	129	15.50%
THEFT OFFENCES			
Burglary	149	129	15.50%
Vehicle offences	111	90	23.33%
Theft from person	0	7	-100.00%
Bicycle theft	17	17	0.00%
Shoplifting	88	120	-26.67%
All other theft offences	176	169	4.14%
Total	541	532	1.69%
CRIMINAL DAMAGE & ARSON OFFENCES			
Criminal damage	307	368	-16.58%
Arson	27	15	80.00%
Total	334	383	-12.79%
DRUG OFFENCES			
Trafficking of drugs	7	9	-22.22%
Possession of drugs	27	27	0.00%
Total	34	36	-5.56%
Possession of weapons offences	18	9	100.00%
Public order offences	230	154	49.35%
Miscellaneous crimes against society	63	41	53.66%

4.7 Totton

Crime Type	01/04/2017- 31/03/2018	01/04/2016- 31/03/2017	% Change
VIOLENCE AGAINST THE PERSON			
Violence with injury	289	284	1.76%
Violence without injury	413	444	-6.98%
Total	702	728	-3.57%
SEXUAL OFFENCES			
Rape	15	27	-44.44%
Other sexual offences	59	48	22.92%
Total	74	75	-1.33%
ROBBERY			
Robbery of business property	5	6	-16.67%
Robbery of personal property	13	6	116.67%
Total	18	12	50.00%
*BURGLARY			
Burglary residential	248	117	111.97%
Burglary business and community	119	223	-46.64%
Total	367	340	7.94%
THEFT OFFENCES			
Burglary	367	340	7.94%
Vehicle offences	310	163	90.18%
Theft from person	6	7	-14.29%
Bicycle theft	66	50	32.00%
Shoplifting	194	149	30.20%
All other theft offences	253	203	24.36%
Total	1196	912	31.14%
CRIMINAL DAMAGE & ARSON OFFENCES			
Criminal damage	406	349	16.33%
Arson	9	10	-10.00%
Total	415	359	15.60%
DRUG OFFENCES			
Trafficking of drugs	12	5	140.00%
Possession of drugs	32	33	-3.03%
Total	44	38	15.79%
Possession of weapons offences	30	16	87.50%
Public order offences	210	169	24.26%
Miscellaneous crimes against society	45	32	40.63%

4.8 Anti-Social Behaviour / Partnership Intervention Panel Meetings (PIP)

Anti-Social Behaviour is now recorded in East and West areas.

New Forest East – Totton, Hythe, New Forest Heart

New Forest West – Lymington, New Milton, Ringwood and Fordingbridge

ASB	01/04/2017- 31/03/2018	01/04/2016- 31/03/2017	% Change
New Forest East	1517	1635	-7.22%
New Forest West	1263	1376	-8.21%

The term anti-social behaviour (ASB) has no clear definition in terms of specific behaviour or act. As described within the Crime and Disorder Act 1998, it covers a wide range of unacceptable activity that causes or is likely to cause harm to an individual, to their community or to their environment. This could be an action by someone else that leaves you feeling alarmed, harassed or distressed. It also includes fear of crime or concern for public safety, public disorder or public nuisance.

Examples of anti-social behaviour include:

- Nuisance, rowdy or inconsiderate neighbours
- Vandalism, graffiti and fly-posting
- Street drinking
- Environmental damage including littering, dumping of rubbish and abandonment of cars
- Prostitution related activity
- Begging and vagrancy
- Fireworks misuse
- Inconsiderate or inappropriate use of vehicles

The police, local authorities and other community safety partner agencies, such as Fire & Rescue and social housing landlords, all have a responsibility to deal with anti-social behaviour and to help people who are suffering from it. The Safer New Forest Partnership recognises the impact of ASB on individuals and communities can be the most intrusive and upsetting form of behaviour that affects the individual's quality of life.

In a vast number of complaints that are logged, when the source of the nuisance is advised of their behaviour and the impact, this is often sufficient to stop the behaviour.

Partnership Intervention Panel (PIP) is the District Council's well established and productive forum where partner agencies come together to problem solve and action plan appropriate responses to problematic individuals or areas. PIP meetings have now merged to be included within the Supporting Families Programme where ASB is a criteria identified as a need area for an individual within the family setting.

4.9 Rural Crime – Country Watch

The New Forest has seen a 3.1% reduction in reported crime in the last year. The highest decrease is a reduction of 8.5% in theft offences which includes theft from beauty spot car parks.

In support of the partnership's continued objectives of crime reduction in rural areas, partnership working over the past year through a co-ordinated approach, has focused and directed resources towards areas of known vulnerability. Particular focus within the New Forest District has been provided through pro-active activity under Operation Koeman, Operation Falcon and Operation Bothersome.

Operation Koeman has seen the local neighbourhood teams and the New Forest police cadets work together on a number of proactive operations dedicated to high-visible reassurance patrols of the New Forest car parks. This targeted approach has enabled officers to speak with members of the public, raising awareness of not leaving valuables in vehicles, as well as ensuring that vehicles are locked and secure when parked. The Safer New Forest Partnership funded user friendly drawstring bags to be disseminated to visitors during these engagements. Tactical police covert operations have been directed in areas of known vulnerability, gathering intelligence on offenders to prevent and deter further criminal activity.

Operation Falcon has focused on identifying key crime types via seasonal trends. These include offences such as fuel theft, non-dwelling burglary, plant machinery theft, metal theft and rogue trader activity.

Operation Bothersome focused on enabling and galvanising the community in how to protect their assets whilst improving police intelligence through positive and effective relationships with police. A number of operations have taken place with local game keepers, farmers and land managers working together to prevent poaching related activity. These operations serve to detect and deter poachers, as well as providing an opportunity for local officers to engage with local rural community members. A resulting factor of this engagement is rural communities feeling valued and involved in tackling local crime issues.

Operation Wolf is a joint operation focusing on illegal waste carriers and fly tipping within the district area. A number of successful operations have been conducted over the last year with further proactive measures planned for 2019.

5. ADDITIONAL NEW FOREST DATA

5.1 Community Rehabilitation Company (CRC)

Hampshire and IOW Community Rehabilitation Company (CRC) manage all adult offenders (over the age of 18) in the New Forest area. Following the implementation of the Government's Transforming Rehabilitation agenda, the CRC manages cases that are not assessed as "High" risk of causing Serious Harm or any offender managed under the

auspices of MAPPA (Multi-Agency Public Protection Arrangement). These cases are managed by the National Probation Service. As such, the high level violent offences are not managed by the CRC who are charged to deliver rehabilitative services to offenders presenting a low and medium risk of harm. This does include many domestic violence offences as well as offences linked to the night time economy and other violent crime that is not assessed as high risk according to Home Office definitions.

With regards to the management of cases in the New Forest area, CRC have negotiated reporting centres in the following areas; Totton (Hub), Lymington (Community Centre), New Milton (Town Hall) and Ringwood (Gateway). This ensures that the majority of service users have a local place to report to their Probation Officer in their local community and improve adherence to court orders.

All offenders subject to CRC management are managed in accordance with the CRC working model, “Interchange” which consists of 6 Core Modules that all offenders undertake in conjunction with their allocated worker:

- Induction
- Assessment
- Plan
- Review
- Network
- Exit

The model is based on the criminological research model of desistance theory whereby the focus of interventions is based around strengths and building positive social networks to create a cognitive and social dissonance from offending behaviour.

New Forest User Profile – December 2018

The following graphics represent data from the HIOW (Hampshire and Isle of Wight) CRC case management system for all service users managed in the community within the New Forest district at December 2018.

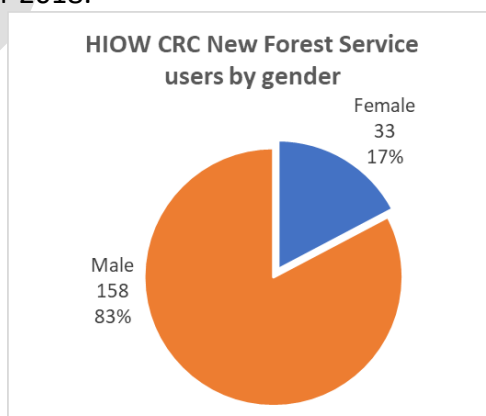


Fig 14: HIOW CRC Service users by gender for the New Forest

There has been a slight increase of female service users during 2018 (previously 13%) and is now in line with the HIOW CRC overall proportion of females.

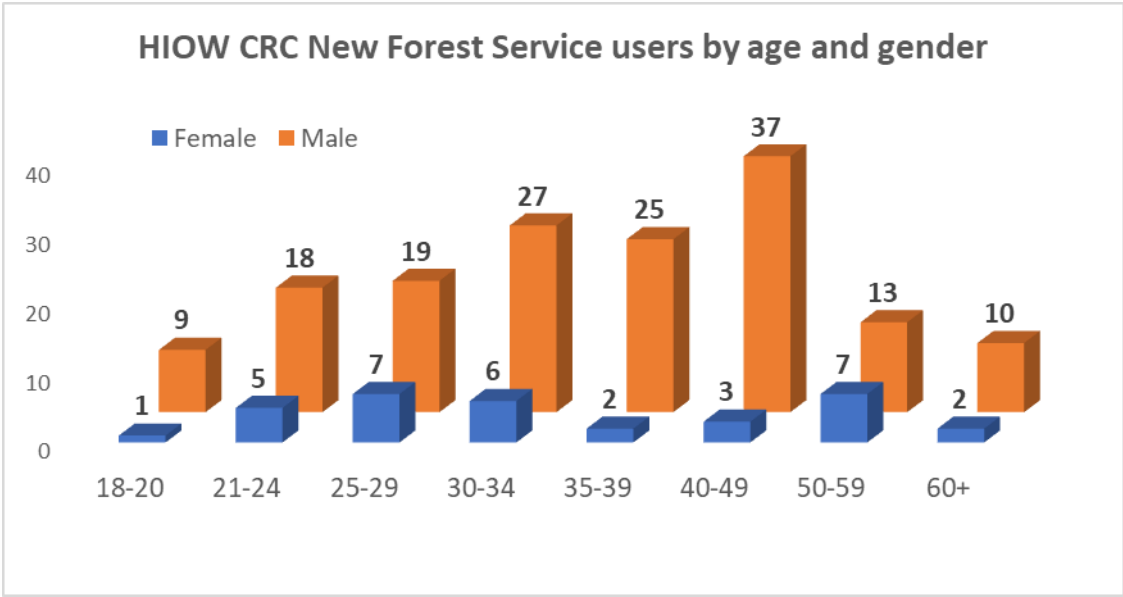


Fig 15: HIOW CRC service users by age and gender for the New Forest

The average age for service users has increased from last year (30-34) to ages 40-49.

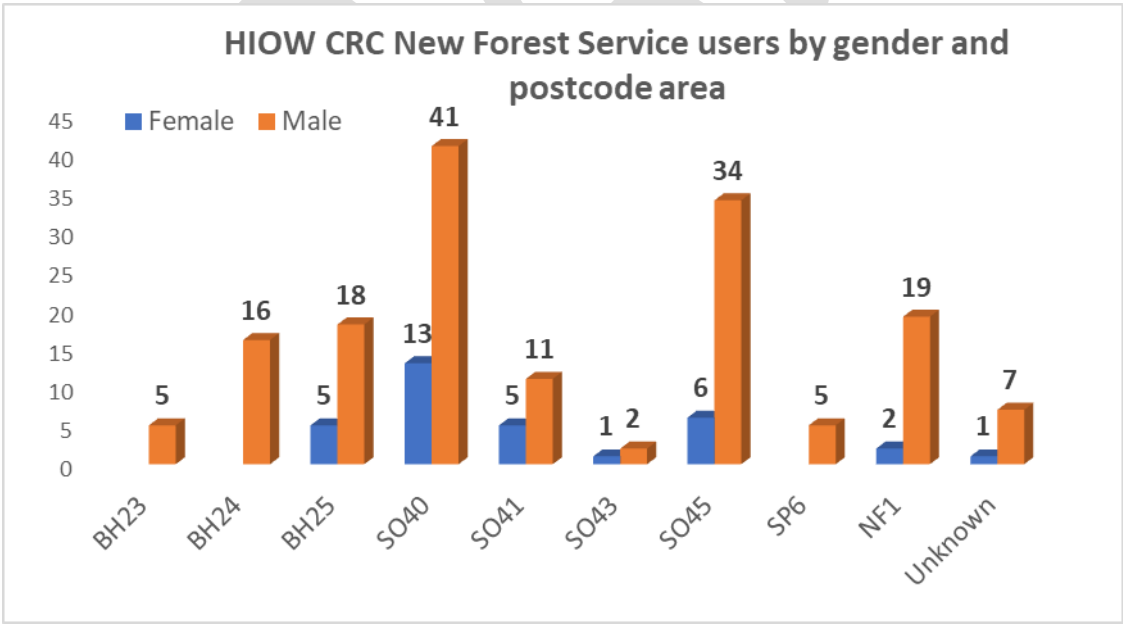


Fig 16: HIOW CRC service users by gender and postcode for the New Forest

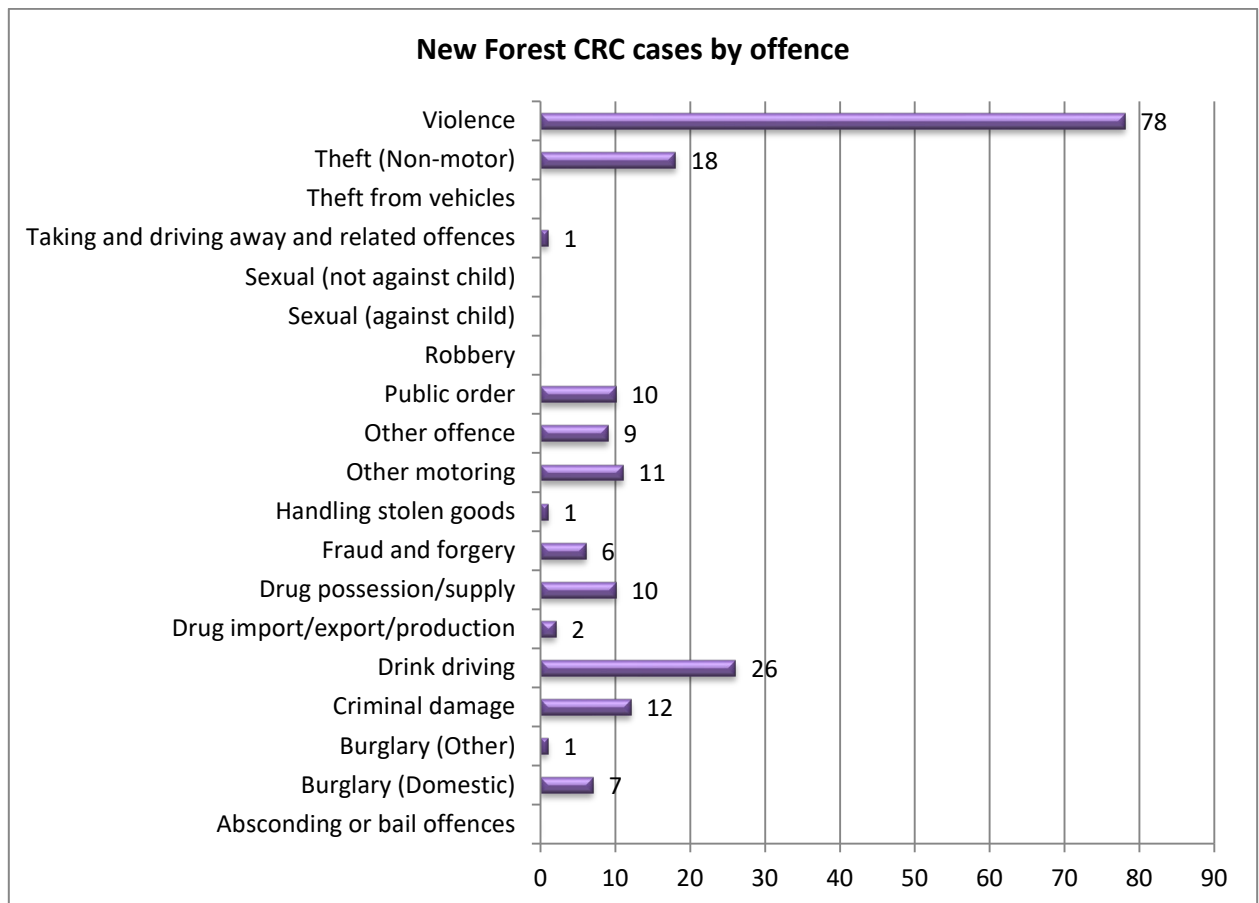


Fig 17: HIOW CRC cases classified by offence

5.2 Hampshire Youth Offending

Hampshire YOT service comprises of Social Workers, Police Officers, Probation Officers, Youth Support Workers and specialists in restorative justice, health, education, parenting, substance misuse and sports/arts. The service is also supported by a large number of volunteers who work together to prevent young people offending or reoffending.

The service is:

- Supporting and supervising children and young people who have been made the subject of a court order because they have committed a criminal offence.
- Assessing and providing interventions for children and young people who are at risk of offending, or who have received a youth restorative disposal, final warning or youth conditional caution administered by the Police.
- Acting as an appropriate adult (in the absence of a parent/guardian) for children and young people held in custody at a police station.
- Providing support for young people on bail.
- Preparing reports and other information for courts in criminal proceedings so that informed judgements can be made by the judiciary.
- Working with parents to help them develop better parenting skills.
- Offering the victims of crime the opportunity to get involved in restorative processes and meet the young person who offended against them. This can help the young person understand the impact of their offending behaviour and most importantly repair the harm caused to the victim.

Youth Crime Prevention Teams

The Youth Crime Prevention Team work alongside and support young people aged 10-16 identified as being at risk of offending or committing anti-social behaviour.

Engagement with the team is on a voluntary basis and each case is allocated to a key worker who provides an individual plan of intervention.

First Time Entrant Data: 01/04/2017-31/03/2018

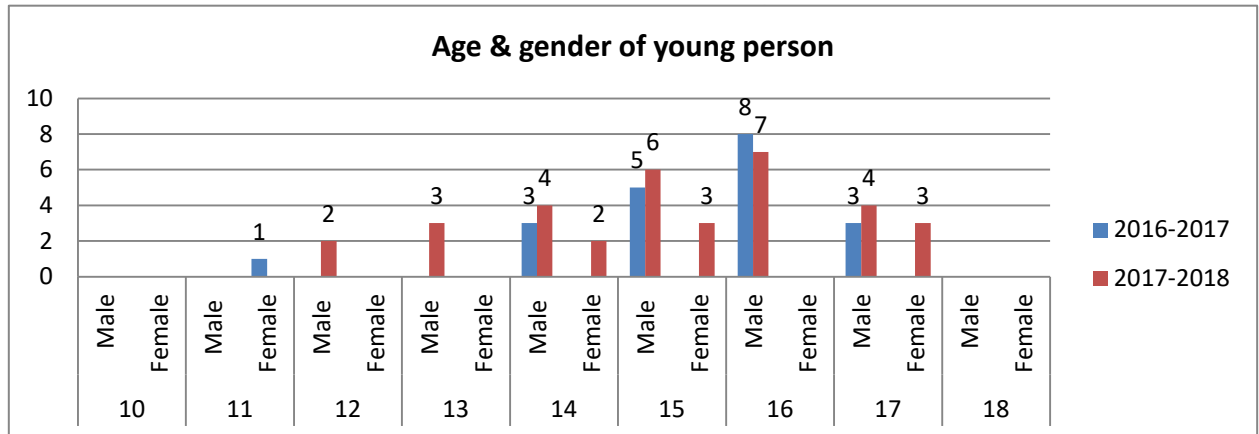


Fig 18: Age and gender of young person

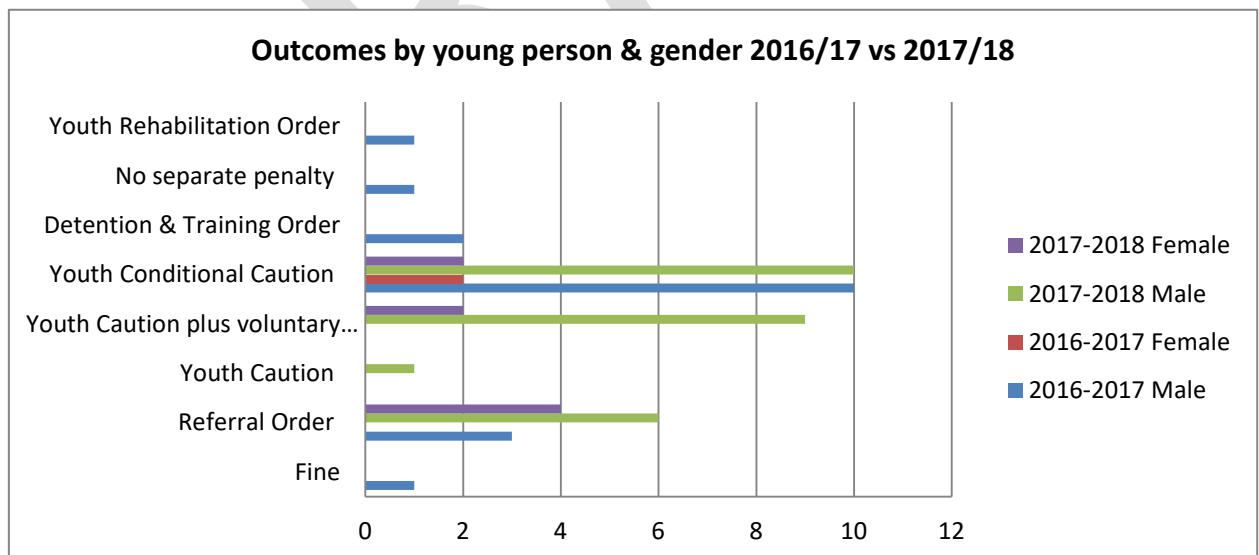


Fig 19: Outcomes by young person and gender

First Entrant Data - Offences by type & gender				
	2017-2018		2016-2017	
	Male	Female	Male	Female
Arson	0	0	0	0
Criminal damage	1	0	4	0
Domestic burglary	0	0	1	0
Drugs	4	0	1	0
Motoring offences	0	0	8	0
Non domestic burglary	1	0	0	0
Public order	3	0	0	0
Racially aggravated	0	0	2	0
Sexual offences	0	0	2	0
Theft and handling	6	0	2	2
Vehicle theft	2	0	0	0
Violence against the person	9	8	15	1
Total	26	8	35	3

Fig 20: First time entrant data by offences and gender, 2016/17 & 2017/18

5.3 Hampshire Fire & Rescue

There were 414 recorded fire related incidents in the New Forest Group in the 2017-18 period. This is an increase of 65 incidents compared to the previous year. In 2016-17 there were 212 primary fires and 202 secondary fires.

Primary fires are generally more serious fires occurring in one or more of the following locations, buildings, caravans or trailers, vehicles and other methods of transport (not derelict). Outdoor storage, plant, machinery, agricultural, forestry property, other outdoor structures including post boxes, tunnels, bridges, etc.

Secondary fires are generally small fires, which start in, and are confined to, outdoor locations. Typically, they are fires in grass or heathland, involving rubbish, street or railway furniture or in derelict buildings and derelict vehicles

The table below shows the breakdown of fires by primary and secondary, for the past 5 years. The table also shows the percentage increase or decrease from the previous year. (Green = decrease, Red = increase).

Year	Primary Fires	% Change	Secondary Fires	% Change	Total Fires
2017-18	212	9%	202	31%	414
2016-17	195	7%	154	12%	349
2015-16	182	1%	175	7%	358
2014-15	184	1%	189	9%	373
2013-14	185	11%	208	5%	393

Fig 21: Primary and Secondary fires in the New Forest

The table shows that the number of primary fires within the New Forest Group has remained fairly constant at an average of 192 incidents per year. However, the number of secondary fires dropped for the previous four years but saw a large increase this financial year.

Types of Incidents in the New Forest 2017-18

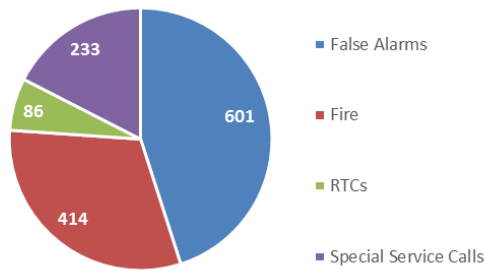


Fig 22: Total number of incidents by type of call out for the New Forest group in 2017-18

Types of Incidents within Hampshire 2017-18

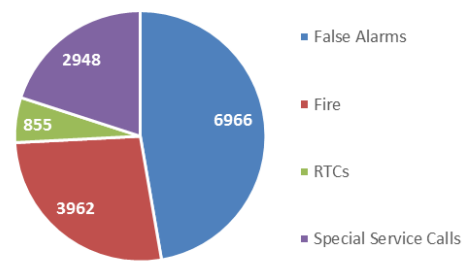


Fig 23: Total number of incidents by type of call out for Hampshire in 2017-18

New Forest - Cause of Fires 2017-18

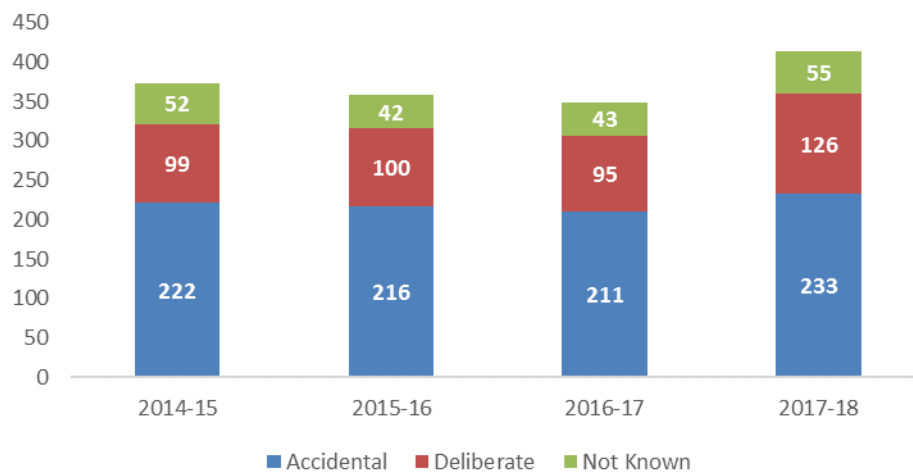


Fig 24: Causes of fires in the New Forest District between 2014-2015, 2015-2016, 2016-2017 & 2017-2018

The New Forest group attended 1334 incidents in 2017/18. Just under half of these (45%) being false alarm incidents (601). The second largest incident type was fire incidents, followed by SSC (Special Service Calls) incidents and the smallest incident type was RTC's (Road Traffic Collision) with 86.

In Comparison, nearly half of all incidents within Hampshire are also false alarms with 6966 incidents (47%). This is followed by 3962 fire incidents, 2948 SSC incidents and 855 RTC's.

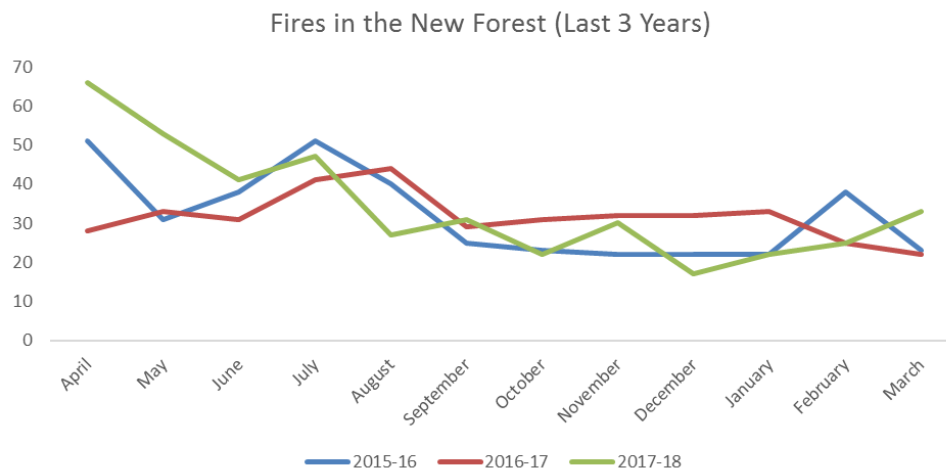


Fig 25: All fires within the New Forest District between 2015/16, 2016/17 & 2017/18

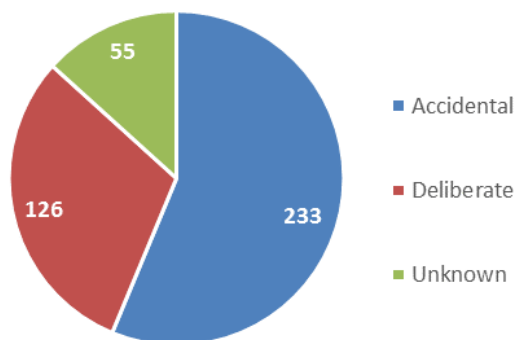
There was a slight increase in both accidental and deliberate fires in 2017-18 compared to the previous year.

While we have seen an increase in reported 'deliberate fires' this year there are two contributing factors that should be recognised.

HFRS and our policing colleagues identified a number of deliberate arsons within the district and undertook positive action in identifying the offender(s) to prevent risk to life and property. The multi-agency working through the Waterside arson forum targeted resources and education in delivering this successful outcome.

Increase in reporting of fires has been achieved through the work of the arson forum to enable all services to map previously unknown or unrecorded fires. This data has enabled partners to target resources with the aim of preventing significant harm to members of the community.

Causes of Fires in New Forest 2017-18



Causes of Fires in Dwellings and Commercial Buildings

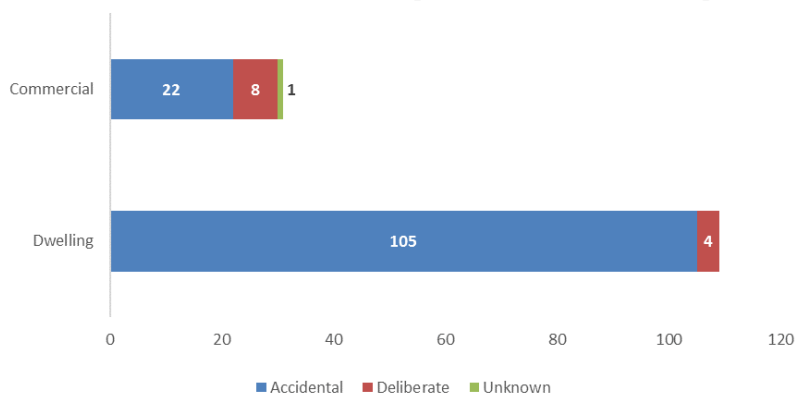
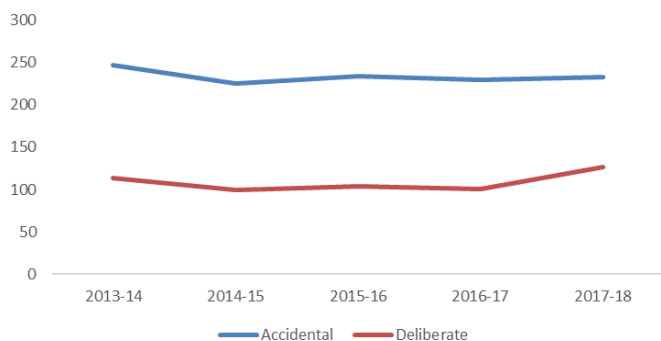


Fig 26: Cause of fires in the New Forest group and causes of fires split by dwellings and commercial buildings

The pie chart above (Fig 26) shows that the most common cause of fires within the New Forest group were accidental fires, which comprised of over half of the total fires in the year. This was followed by deliberate fires where the cause was not known. The stacked bar chart represents the cause of fire broken down by dwelling and commercial properties. The chart shows that a larger proportion of the fires in commercial and dwelling properties are accidental. There are far more fires in dwellings compared to commercial properties.

Causes of Fires in the New Forest 2013-2018



Causes of Fires in the New Forest by Building Type

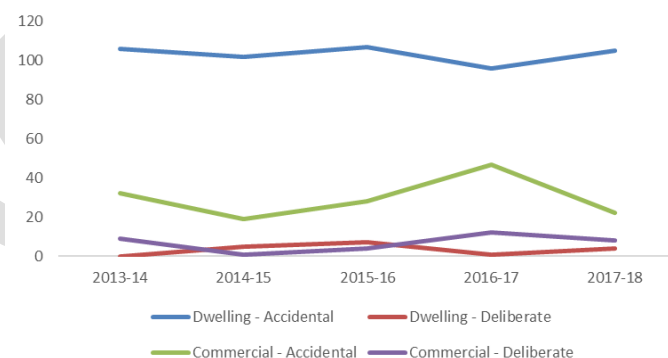


Fig 27: Causes of fires in the New Forest group 2013-2018 (5 year trend)

The graph shows (Fig 27) the trend of accidental and deliberate fires within the New Forest group over 5-year period. Both accidental and deliberate fires have remained fairly constant over the five-year period.

The second graph shows the breakdown of the data by building type (dwelling and commercial buildings). There is little in the way of a trend for any of the lines in the chart. There was a 'spike' in the data for Commercial – accidental fires in 2016-17, but the number of fires of this type returned to 'normal' in 2017-18.

Safe and Well Visits

Hampshire Fire and Rescue provide safe and well visits to residents of the New Forest. Safe and well visits are a person-centred visit to identify and reduce risk to the occupier/occupiers, taking into account their behaviours and the social and physical environmental in which they live.

The visits combine a home safety check to reduce fire risk in the home, such as checking and fitting smoke alarms, with health referrals for extra support where appropriate, to improve the occupier's health and wellbeing.

Free visits are available and are offered to the most vulnerable in our community for anyone aged over 65.

The table below is an overview of visits undertaken across the New Forest during the past 3 years. The data provided is broken down to parish areas.

Stations	2015-16	2016-17	2017-18
Lymington	59	31	48
Hythe	57	41	45
Ringwood	25	42	37
Totton	56	33	78
Fordingbridge	33	5	26
Lyndhurst	25	51	26
Beaulieu	3	3	4
Brockenhurst	9	42	7
New Milton	105	202	86
Burley	18	3	3
Hardley	48	44	39
Total	438	497	399

Fig 27: Safe & Well Visits carried out in the New Forest group

Outdoor Fires

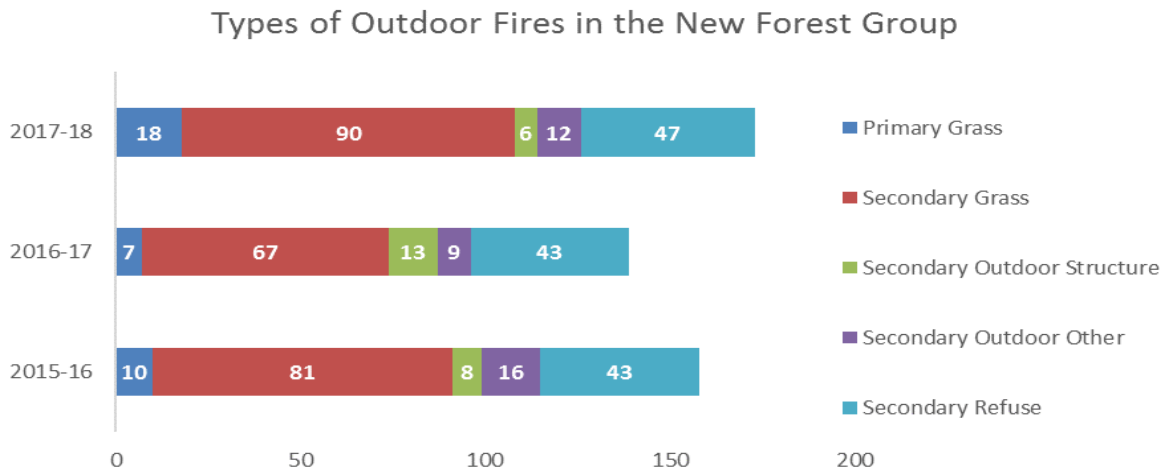


Fig 28: Types of outdoor fires within the New Forest group

The number of outdoor fires has increased in 2017/18 compared to the previous year by 34 incidents (24%). Since outdoor fires are classified as secondary fires minimal data is recorded in relation to this incident type. Grass fires have increased in 2017/18 from 74 to 108 and refuse fires have increased from 43 to 47 incidents.

Overall most of the outdoor fires in 2017/18 were started deliberately. 84 out of the 173 incidents were started deliberately.

Road Traffic Collisions (RTCs)

Since 2013-14 RTCs have decreased year on year, with the lowest number of incidents in 2017/18. There is a decrease over the five-year trend, but averagely the New Forest Group experiences 108 RTCs per year. Owing to the serious nature, these incidents have been analysed separately to the other Special Service Calls (SSC) incidents.

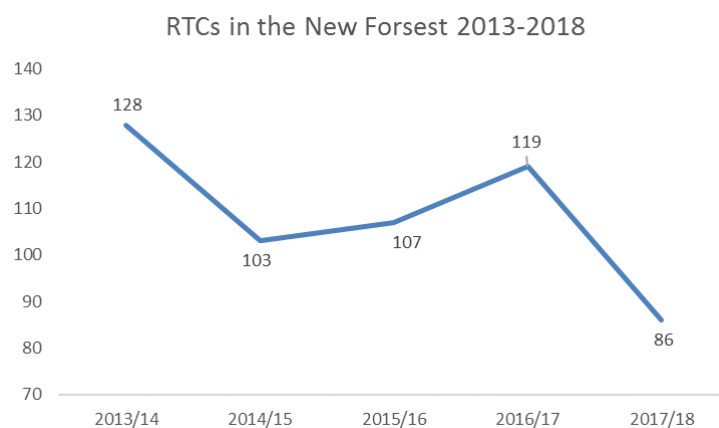


Fig 29: RTCs in the New Forest group between 2013/14, 2014/15, 2015/16, 2016/17 & 2017/18

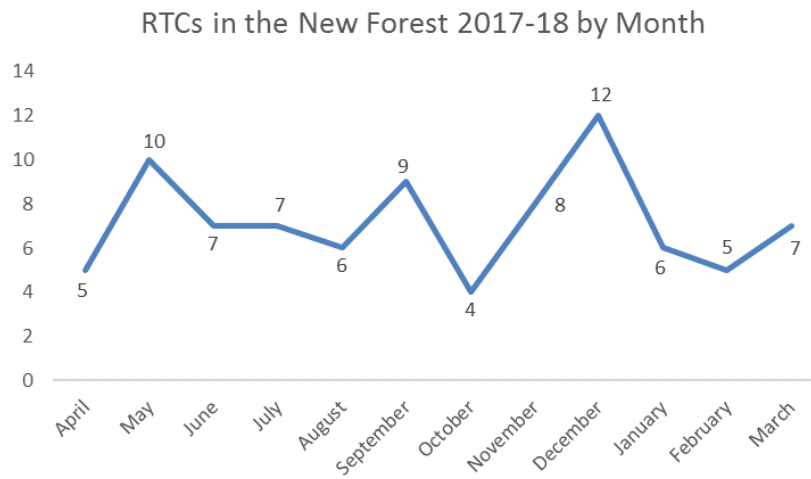


Fig 30: RTCs in the New Forest group during 2017/18 by month

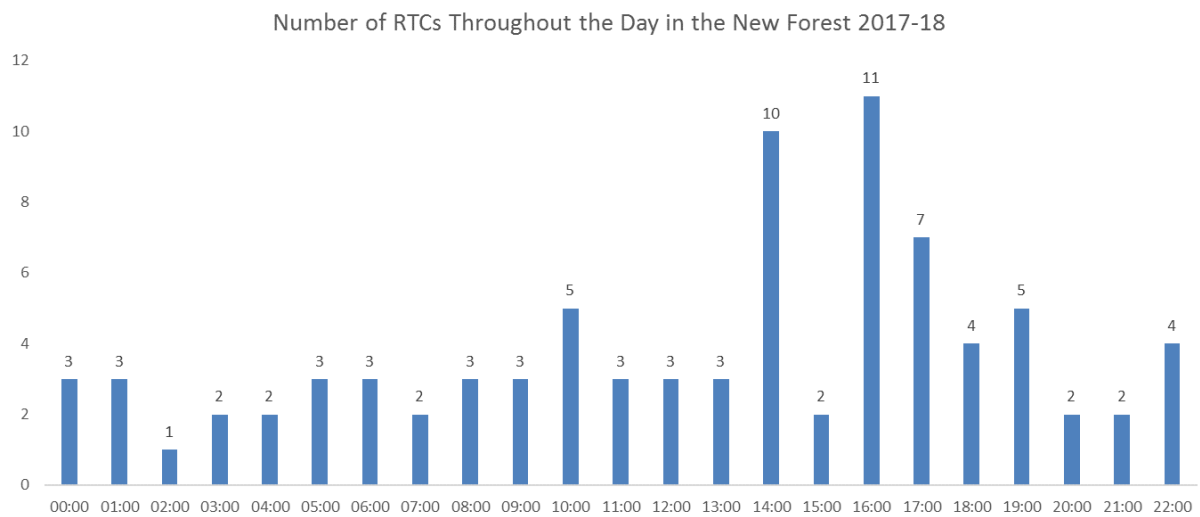


Fig 31: Times of RTCs in the New Forest group during 2017/18

Casualties and Fatalities

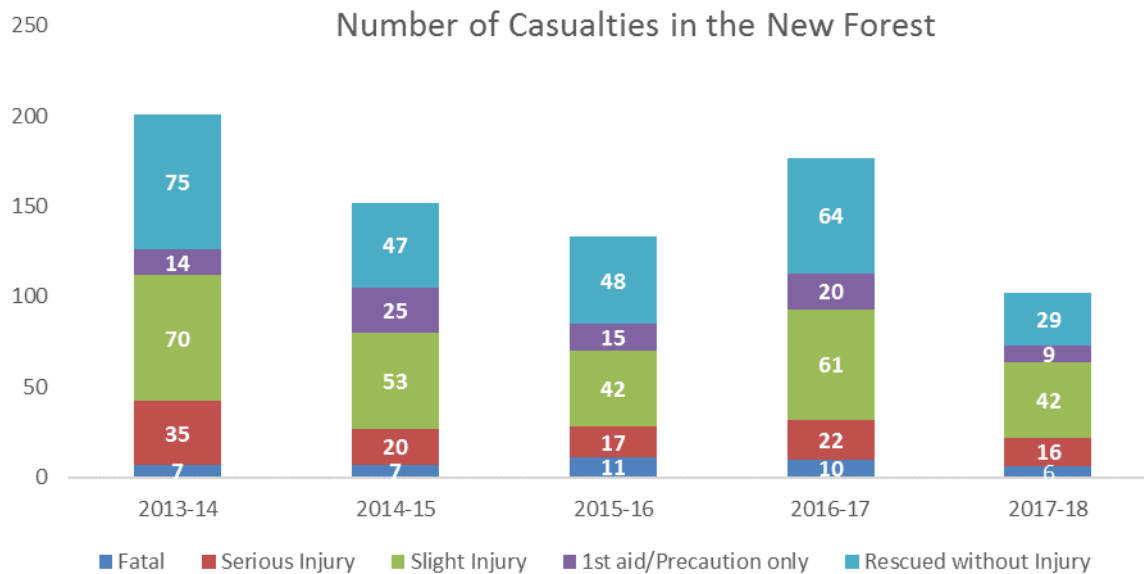


Fig 34: Types of casualties within the New Forest group

The total number of casualties has fluctuated over the last five years in the New Forest group. However, there has been a decrease in 'serious injury' and 'slight injury' over the five year trend.

It is important to note that the split between casualties with slight injuries and those with serious injuries should be considered with caution. This is because the data is taken from the IRS (Incident Recording System), which records severity of the injury at the time the report is written and therefore a slight injury evolve into serious injuries (or vice versa) after the report has been written this is not reflected in the data in this report.

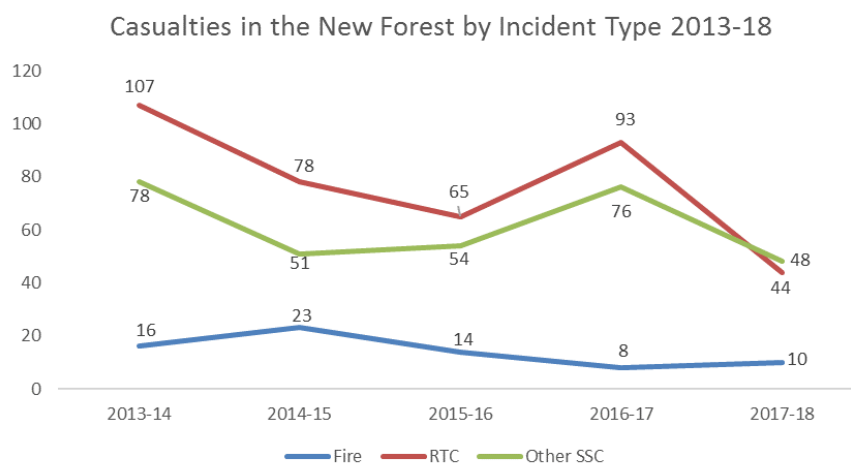


Fig 35: Types of casualty incidents in the New Forest group 2013-2018

6. EMERGING RISKS AND TRENDS

Hampshire Constabulary, alongside partners, has made significant progress in the last 12 months. From a position of increasing crime and lower outcomes at the end of 2016/17, Hampshire has now been graded 'Good' by HMICFRS in each of the 11 categories inspected across efficiency, effectiveness and legitimacy.

This improvement is set against a national picture of increasingly complex criminality and vulnerability, a rise in terrorism related incidents and violent crime and ongoing austerity. In June 2017 a programme of work was commissioned in readiness for budget announcements due to be made in the autumn; Hampshire Constabulary worked to understand how it could make changes to reduce costs while maintaining performance.

In addition to reducing the budget, financial reserves had been allocated to investment in forward facing programmes. In this new strategic period the Force Performance Group has established six main challenges for the year ahead; these include continuing the progress of outcomes, reducing commission rates and improving victim satisfaction. Creating conditions for an effective workforce, building confidence in our staff and better interoperability are also key areas that will support the principles set out in Our Purpose and the Six Areas of Focus.

Aligned to these challenges, partnership working and sharing of data is highlighted throughout this document as essential to improving our understanding and response to the key strategic threats. In this way we can identify opportunities to reduce demand and safeguard those who are vulnerable.

Opportunities and challenges arising from continually evolving technology are again identified as a key theme. The ability to make efficient use of technology to maximise benefit and expedite the flow of information and intelligence remains a critical enabler; difficulties in achieving these benefits can create a barrier to data sharing opportunities, limiting growth and the delivery of operational objectives. Some of these factors are identifiable in the commission of fraud offences, and combined with capability and capacity challenges, this has led to fraud appearing on the CS for the first time.

International events and political influences present ongoing challenges to policing. Uncertainty regarding Britain's approaching exit from the EU, illegal immigration and the influence of media all have the potential to increase the risk of tension. Foreign National Offenders have a presence among both local and transient criminal networks linked to the exploitation of vulnerable citizens; foreign nationals also however feature as potential victims of both modern slavery and serious sex offences. Appreciation of the diverse communities within Hampshire and the IOW will help with understanding and mapping demand and targeting effective engagement and prevention opportunities with partner agencies.

Some of the following areas of crime and risk are seen as particular priorities for Hampshire Constabulary in the current Strategic Assessment.

Children at Risk: Children at risk remain a key strategic theme highlighted throughout this assessment. Risks are evident in those criminally and/or sexually exploited by drug networks and linked to modern slavery. Pre-cursor vulnerabilities are assessed locally as domestic abuse situations, victims of previous violence and missing episodes. This is consistent with current research identifying an increased risk of harm and adversity to those experiencing Adverse Childhood Experiences (ACEs) in their formative years. Multi-agency partnership approaches emphasising early intervention with all vulnerable young people to prevent poly-victimisation and to reduce future demand across public services are considered key enablers.

Domestic Abuse: DA settings are identified as a key ACE factor; review of a PPN risk-assessment form introduced in 2017 identified opportunities for improvements regarding 'voice of the child'. Positive action to remove offenders from the scene and safeguard victims has increased arrest rates and coincides with a 5% increase in recorded DA. Highest risk relationships are identified with support from ITD to allow for those perpetrators posing the greatest risk to be consistently managed across the force and partnerships.

Drug Related Harm: County line drug supply is considered to present the greatest risk with regard to DRH and violence, and the exploitation of vulnerable adults and children. The severity of violence continues to increase, with knife related occurrences rising. The 'Fortress' model of NPT engagement combined with OCG style offender management is shown to be effective in increasing intelligence, reducing harm and tackling offenders. Joint working with regional partners maximises opportunities for enforcement.

Child abuse: Child Abuse occurrences have increased by 15%; analysis is required to better understand the rise in offences and identify children at risk of serious harm and neglect. Refined triage tools will be supported by a proposed pilot of multi-disciplinary hubs in both Hampshire and Portsmouth aimed at managing down future demand by supporting those families with multiple and complex issues.

Modern Slavery & Human Trafficking: Intelligence and occurrences have increased, likely driven by increased awareness and proactive operational activity. Intelligence indicates exploitation within the sex industry and labour exploitation as key threats, with an increasing criminal exploitation picture developed primarily through county line drug activity. Partnership intelligence is key to establishing the level of threat.

Fraud: Fraud reporting has decreased by 3%; however volume and complexity are not well understood. Resourcing of investigations remains a challenge. Analysis would support an improved understanding.

Serious Sexual offences: SSO and rape commission have increased, however deviation from both regional and MSG averages has reduced significantly. Potentially linked to improved confidence there has been a rise in 'current' reports of SSO; with domestic, u18 'peer-on-peer' and 'stranger offences' identified as key risks. Vulnerability factors include previous domestic relationships and child prevention orders.

For the purposes of the New Forest Community Safety Partnership the following four priorities from last year still remain pertinent to our district.

- **Children at Risk**
- **Domestic Abuse**
- **Drug Related Harm**
- **Modern Slavery & Human Trafficking**

These are areas previously identified as relevant and impacting within our communities and are able to be tackled and mitigated with good partnership working at a district level. The other highlighted areas of threat are also being tackled through existing national, regional and countywide initiatives and resources.

7. COMMUNITY ENGAGEMENT

- 7.1** In accordance with the Partnership Plan 2018/19, during 2018 formal links continued to flourish with the New Forest District Association of Local Councils and other Town and Parish Councils in the area. Representatives from Hampshire Constabulary and Hampshire Fire and Rescue attended meetings of the Association in order to engage with the local councils and to facilitate the views of the community being brought before the Partnership for consideration.
- 7.2** The Partnership continues to maintain its public website (Safer New Forest), with useful information for members of the public on community safety issues.
- 7.3** As part of the Partnership's obligation to engage with people and organisations that live and work in the New Forest, members of the public were invited to attend the meeting of the Partnership on 3 September 2018 to address the Partnership on crime and disorder concerns they might have and to assist the Partnership with identifying its priorities for the next year.
- 7.4** The meeting on the 3 September 2018 was attended by the Chairman of the New Forest District Association of Local Councils, Fawley Parish Council, Hythe and Dibden Parish Council, New Milton Town Council, National Farmers Union and Community Representatives.
- 7.5** The Partnership was advised of a range of issues which were of concern to residents in the New Forest. An analysis of these issues has led the partnership to conclude that the local community would support the priorities set out in the following paragraph which have been included in the Partnership Plan for 2018/19.

8. PRIORITIES FOR 2019/20

Recommended Priorities

The following concerns/priorities have been identified as continuing/emerging risks and concerns for residents of the New Forest. Further discussion is to be held at the Safer New Forest Strategy & Delivery Group on January 14th 2019 where the main priorities will then be set.

It is recommended that the Partnership remain committed to embedding the four key priorities as within the 2018/19 plan below:

- Children at Risk with a focus on continually evolving technology and ACEs (Adverse Childhood Experiences)
- Drug and Alcohol Related Harm
- Domestic Abuse
- Modern Slavery and human trafficking

It is recommended that the Partnership focus available resources to the emerging trends below:

- Possession of Weapons
- Bicycle Theft

The Police and Crime Commissioner's plan is available at:

<https://www.hampshire-pcc.gov.uk/plan>

ACTION PLAN – 2018/19

	Priority area	Lead Forum	Action		Measurement of Action	Resource Allocation
1	Children at Risk	Supporting Families/ Children & Young People Group	1.1	Safer New Forest Strategy & Delivery Group members to ensure employees within their respective agencies utilise the virtual college network as funded by the Hampshire Safeguarding Children's Board (HSCB) with a particular focus on: Identifying, responding to and referring children at risk of harm to appropriate services. i.e. child sexual exploitation.	Training records evidencing that training is up to date and an increase in reporting and access to support services.	Resource material available through the HSCB funded virtual college.
			1.2	To raise awareness of increased risk of harm and exploitation of young people through the medium of digital and online technology.	Access support services. Reporting and recording through reported offences.	<ul style="list-style-type: none"> Supporting New Forest Families and Children & Young People Group Commissioning of the Star project for targeted delivery at youth group facilities Head Teachers Network Safe4Me school programme educational material

						<ul style="list-style-type: none"> • The participation of partners from New Forest Association of Local Councils • It's Your Choice targeted Youth Support service • Early Help Hub • Willow Team
			1.3	<p>Supporting New Forest Families & Children and Young People Group to drive opportunities in identifying and minimising harm to young people who are at risk of:</p> <ul style="list-style-type: none"> • criminal behaviour/exploitation • sexual exploitation • substance misuse/abuse 	<p>Identification resulting in increased access to Supporting New Forest Families Programme & Early Help Hub Nominations with a focus on eligibility criteria consisting of:</p> <ul style="list-style-type: none"> • criminal behaviour/exploitation • sexual exploitation • substance misuse/abuse • Improved use of documented safety planning when formulating supporting family plans. 	<p>Supporting New Forest Families and Children and Young People Group.</p> <p>Access to funds for targeted work through the: Safer New Forest Strategic & Delivery Group Supporting New forest Families fund.</p>

			1.4	<p>Safer New Forest Strategy & Delivery Group and Supporting New Forest Families Programme to develop and facilitate a district wide conference.</p> <p>The focus of which is to:</p> <ul style="list-style-type: none"> • Provide practitioner based workshops raising awareness and understanding of all forms of risk and harm to children. • Create a greater understanding of the needs within the community and resources available. 	<p>Attendance and participation by staff of Safer New Forest Strategy and Delivery Group</p> <p>Participation of colleagues from education, Third sector and drug and alcohol services</p> <p>Improved networking and access to support services post conference.</p> <p>Increase in understanding and earlier awareness of children/young people at risk.</p>	Funding available through the Supporting New forest Families and the Safer new forest Strategy and Delivery Group.
2	Modern Slavery & Human Trafficking	<p>Modern Slavery Partnership with representation from Hampshire Fire & Rescue</p> <p>Steve Ash, New Forest Group Commander</p>	2.1	<p>Safer New Forest Strategy & Delivery Group members to raise public and professional awareness and understanding of Modern Slavery & Human Trafficking through;</p> <ul style="list-style-type: none"> • Consistent training across agencies • Awareness of signposting and referral mechanisms • Joint public communications and publications across all services. 	<p>Through positive engagement with support services.</p> <p>Confidence in identifying and signposting to support services through local and national referral mechanisms.</p> <p>The New Forest to be a supportive place for victims and a hostile place for perpetrators of modern slavery through increased awareness, identification and improved reporting.</p>	The lead partner will represent the Safer New Forest Strategy & Delivery Group at the Hampshire County Council Modern Slavery Partnership to enable communication, awareness and training.

			2.2	Safer New Forest Strategy & Delivery Group Partnership to be represented and a participant of the Hampshire Modern Slavery Partnership.	Active participation and representation. Greater understanding of local and national emerging trends to support the local delivery.	Steve Ash, Group Commander Hampshire Fire and Rescue.
			2.3	Encourage all private and public sector organisations within the New Forest with a turnover above £36 million to publish an annual statement describing the steps they have taken to ensure modern slavery is not present within their business or supply chains as required by the Modern Slavery Act 2015.	Increased understanding amongst professionals of their responsibilities. All members who form part of the Safer New Forest Strategy & Delivery Group to have published an annual statement describing the steps they have taken to ensure modern slavery is not present within their business or supply chains.	Steve Ash, Group Commander Hampshire Fire and Rescue.
3	Drug & Alcohol Related Harm	Community Tactical Planning Meeting (CTPM) chaired by Rob Mitchell, Chief Inspector Hampshire Constabulary	3.1	Safer New Forest Strategy & Delivery Group to raise awareness of drug and alcohol harm through the Schools network increasing access to support services.	Active participation of all New Forest educational establishments. Increase access to support services and identification of unmet needs. Reduction in children at risk of harm through substance misuse.	<ul style="list-style-type: none"> • Head Teachers Network • Safe4Me school programme educational material • It's Your Choice targeted Youth Support service

			3.2	Create pathway for partners to share intelligence with the aim of reducing drug related harm through the development of the Community Tactical Planning Meeting (CTPM).	<p>Participation of partner within the CTPM.</p> <p>Improved intelligence and risk reduction through effective partnership.</p> <p>Actionable activities targeted towards the disruption drug supply within local communities.</p> <p>Identification and support to those at risk of drug and alcohol related harm.</p>	Chief Insp Rob Mitchell with the participation of strategic partners
4	Develop consistent recognition and access to support for victims of domestic abuse	Domestic Abuse Forum	4.1	<p>Safer New Forest Strategy & Delivery Group and Supporting New Forest Families Programme to develop and facilitate a district wide conference for public facing agencies.</p> <p>The aim is to support and enhance individual agencies strategies in understanding and responding to risk and harm.</p> <p>The focus of which is to:</p> <ul style="list-style-type: none"> • Provide practitioner based workshops raising awareness and understanding of all forms of risk and harm to children through Domestic Abuse, Substance misuse 	<p>Increase in accessing support services through sign posting and raising awareness.</p> <p>Increase in earlier awareness through recognition and understanding of pathways to accessing support.</p> <p>Increase in nominations to supportive and protective forums i.e. Early Help Hub, Supporting Families and Multi-Agency Risk Assessment Conference (MARAC)</p>	<ul style="list-style-type: none"> • Domestic Abuse Forum. • Access to funds for targeted work through the: Safer New Forest Strategic & Delivery Group and Supporting New Forest Families fund. • Break 4 Change

				<p>and Child Sexual Exploitation.</p> <ul style="list-style-type: none"> • Create a greater understanding of the needs of the community, resources available and improved partnership working ensuring access to support services for people at risk. • Develop awareness, understanding and recognition of Adolescent to Parent Violence & Abuse (APVA) • Raise awareness and identify problem profiles for scope and opportunities to encourage reporting • Identify suitable front line staff to receive Break 4 Change training to cascade across the district area. 	<p>Increase in protective services/measures inclusive of safety planning.</p> <p>Reduction of risk through safety planning.</p>	
			4.2	<p>Develop and implement a bespoke New Forest Domestic Abuse Perpetrator Programme through the Domestic Abuse Forum partnership.</p> <p>The aim of which is to have an accessible programme for participation and intervention before criminal justice intervention.</p>	<p>Measurement of identified risk pre and post course participation</p> <p>Reduction in Police & Criminal justice intervention</p> <p>Reduction in risk through safety planning and participation with support services.</p>	<ul style="list-style-type: none"> • Domestic Abuse Forum Partnership • Externalised funds through the Supporting New Forest Families Programme and Safer New Forest Strategy and Delivery Group.

GLOSSARY OF CRIME TYPES

Crime Types and Drug Offences

1 - VIOLENT CRIME

Violent crimes are those where the victim is intentionally stabbed, punched, kicked, pushed, jostled, etc., or threatened with violence whether or not there is any injury.

In published crime statistics, violent crime – both as measured by the British Crime Survey (BCS) and by recorded crime – is grouped into two broad, high-level categories of violence with injury and violence without injury. However, these categories are not directly comparable between BCS and recorded crime: for example, the BCS violence categories include robbery, but the police recorded crime violence categories do not (recorded robbery figures are shown separately).

Just over half of all BCS violent incidents and just under half of all police recorded violence against the person, resulted in injury to the victim.

- Violence with injury includes all incidents of wounding, assault with injury and (BCS only) robbery which resulted in injury. Homicide is only included for police recorded crime. Police recorded crime also includes attempts at inflicting injury, although the BCS would not include these if no actual injury occurred.
- Violence without injury includes all incidents of assault without injury and (BCS only) incidents of robbery which did not result in injury. Police recorded crime also includes possession of weapons offences and a number of public order offences, such as harassment.

Police recorded crime statistics for violence, especially less serious violence, are particularly affected by changes in recording practice over time; for the population and crime types it covers, the BCS is the best measure for long-term national trends in violence. Police statistics are important for showing the mix of violent crimes dealt with and recorded by the police. They are an important measure of activity locally and a source of operational information to help identify and address local crime problems, at a lower geographical level than is possible using the BCS. Police statistics also provide more reliable information on less common crimes, such as robbery, and are currently the only source of data on homicides and offences against those not resident in households.

BCS violence

BCS violent crime is categorised in two other ways: by offence type and according to the victim-offender relationship. BCS offence types are as follows (estimates for wounding, assault with minor injury, assault without injury and robbery add up to overall violence):

- Wounding: the incident results in severe or less serious injury, e.g. cuts, severe bruising, chipped teeth, bruising or scratches requiring medical attention or any more serious injuries.
- Assault with minor injury: an incident where the victim was punched, kicked, pushed or jostled and the incident resulted in minor injury to the victim, e.g. scratches or bruises.

- Assault without injury: an incident (or attempt) where the victim was punched, kicked, pushed or jostled but resulted in no injury.
- Robbery: an incident in which force or threat of force is used in a theft or attempted theft.

The categories of BCS violence according to the offender-victim relationship are as follows:

- Domestic violence comprises wounding and assaults which involves partners, ex- partners, other relatives or household members.
- Stranger violence includes wounding and assaults in which the victim did not have any information about the offender(s), or did not know and had never seen the offender(s) before.
- Acquaintance violence comprises wounding and assaults in which the victim knew one or more of the offenders, at least by sight. It does not include domestic violence.

Figures are also presented for mugging which is a popular rather than a legal term and is the total number of robbery, attempted robbery and snatch theft incidents combined. Snatch theft is excluded from all BCS violence since it includes no violence or minimal threat of force (e.g. just enough to pull a bag away from someone).

In the BCS, the previously used common assault (or attempted assault) category, which had been inconsistent with the police recorded offence category, was replaced with assault with minor injury and assault without injury categories in 2006/07. This change was made to align BCS categories more closely with those used by the police.

Police recorded violence against the person

Violence against the person offences contains the full spectrum of assaults, from pushing and shoving that result in no physical harm, to murder. Even within the same offence classification, the degree of violence varies considerably between incidents.

Trends in police recorded violent crime can be very difficult to interpret, as they are influenced by a number of factors. It is important to consider the following issues when interpreting trends:

Police recorded crime data are subject to changes in the levels of public reporting of incidents. The proportion of violent crimes estimated to be reported to the police has increased from the first BCS results in 1981, but has been reasonably stable since 2002/03 (see Chapter 2 of the annual crime statistics publication).

Local policing activity and priorities affect the levels of reported and recorded violent crime. Where the police are proactive in addressing low-level violence and anti-social behaviour, this can lead to more of these crimes being brought to their attention and being recorded. For example, research by the Cardiff Violence Research Group showed an association between the introduction of CCTV surveillance and increased police detection of violence (Sivarajasingam et al., 2003).

Police recorded crime data are subject to changes in police recording practices. The 1998 changes to the Home Office Counting Rules had a very significant impact on the recording of violent and sexual crime; the number of violence against the person offences recorded by the police increased by 118 per cent as a result of the 1998 changes (Povey and Prime, 1999). Much of this increase resulted from a widening of the offence coverage to include assaults with little or no physical injury and offences of harassment (again with no injury).

The National Crime Recording Standard (NCRS), introduced in April 2002, again resulted in increased recording of violent and sexual crimes particularly for less serious offences, as well as for some other offences. There was an estimated NCRS effect of 23 per cent on violence against the person offences in the first 12 months of implementation, although it was recognised that this effect was unlikely to be complete within the first 12 months (Simmons et al., 2003).

Audits undertaken by the Audit Commission on behalf of the Home Office indicate substantial improvements in crime recording across forces in the two to three years following NCRS introduction, which would particularly impact on violence against the person and result in increases in recorded crimes for this category.

Incidents of violence against the person recorded by the police include the following categories as described below:

- Homicide including murder, manslaughter and infanticide.

The published figures do not separately identify between these individual offences as, when a homicide is initially recorded by the police, the full circumstances of the incident may not be known. Furthermore, the precise nature of an offence may only become clear once a suspect has been apprehended and appears at court.

The Home Office receives two sources of information on homicide from the police forces of England and Wales (including the British Transport Police where the incident occurred within England and Wales). These are:

- The monthly aggregated recorded crime return (see Section 3.1)
- A more detailed statistical return for each recorded homicide containing additional information, including victim and suspect details and the circumstances of the offence. This is used to populate a Home Office database called the Homicide Index.

The Homicide Index contains details about homicides recorded in England and Wales since 1977. In contrast to the aggregated recorded crime return, the Homicide Index is continually being updated with revised information from the police as investigations continue and as cases are heard by the courts. As the Homicide Index is continually updated and provides more detailed information, Home Office Statisticians view the Index as a better source of data than the separate monthly aggregated recorded crime return. However, due to the time permitted for police forces to submit the individual returns (within 30 days of recording an incident as homicide) and the complexities in checking the data, it is not possible to use the Homicide Index figures for the annual crime bulletin. Instead, figures from the monthly aggregated recorded crime return are presented as a provisional homicide estimate, with full analysis published in a supplementary bulletin approximately six months' later. Care should therefore be taken when using the provisional figures for homicide as these are subject to change.

- Death by driving offences (includes by dangerous driving, careless or inconsiderate driving, driving under the influence of drink or drugs and while being an unlicensed or uninsured driver).
- Corporate manslaughter where an organisation is deemed responsible for a person's death.

- Grievous bodily harm (GBH) includes injury resulting in permanent disability, more than minor permanent disfigurement, broken bones, fractured skull, compound fractures, substantial loss of blood, lengthy treatment or serious psychiatric injury (based on expert evidence).

GBH with intent occurs when there is clear evidence of a deliberate attempt to inflict serious bodily harm regardless of level of injury sustained.

GBH without intent occurs when serious bodily harm results but there is no evidence of a deliberate intent to inflict such an injury. Prior to April 2008, GBH without intent was not separated out from a much broader category of less serious wounding that mostly consisted of Actual Bodily Harm (ABH).

The definition of GBH with intent rests upon whether “the actions of the offender clearly show a deliberate attempt to inflict serious bodily harm”. The clarification to the rules from

April 2008 makes this clear and that “the gravity of the injury resulting is not necessarily the determining factor”. The rules were clarified as there had previously been some confusion as to whether the degree of injury sustained, rather than intent, should be the sole determining factor in the recording of these offences (see Section 3).

- Actual Bodily Harm (ABH) relates to any assault with injury which is not GBH (with or without intent) and includes internal injury and shock (when accompanied by expert psychological evidence).
- Threats to kill where an individual fears that the offender’s threat is real and may be carried out.
- Possession of weapons offences include possession of firearms with intent, possession of other weapons and possession of article with blade or point. If a weapon is used, then the police will normally record a more serious notifiable offence. Possession of firearms with no intent offences are recorded under other miscellaneous offences.
- Harassment offences are those incidents where no other substantive notifiable offence exists, but when looked at as a course of conduct are likely to cause fear, alarm or distress. Public fear, alarm or distress offences are where a course of conduct is not present.
- Assault without injury offences are those where at the most a feeling of touch or passing moment of pain is experienced by the victim.

The other violent offences recorded by the police include attempted murder, conspiracy to murder, poisoning or female genital mutilation, cruelty or neglect to children, abandoning a child under two years and child abduction.

Recorded crime statistics do not specifically identify offences of domestic violence since it is not a legal definition. Such offences would be recorded in accordance with the intent of the offence and any injuries sustained e.g. GBH with intent.

Police recorded crime figures for violence against the person quoted in the text and charts also include assault on a constable and racially or religiously aggravated assault, which are both separate categories within recorded crime. Such incidents are not treated separately in the BCS and would fall within the BCS assault with minor injury or without injury categories.

Sexual Offences

Due to the small numbers of sexual offences identified by face-to-face BCS interviews, results from the main BCS are too unreliable to report; these data are not included within the overall count of violence (except for the categories of serious wounding with sexual motive and other wounding with sexual motive which are included in the offence type of wounding).

Respondents may not wish to disclose sensitive information face-to-face and so interviews since 2004/05 (and prior to this in 1996 and 2001) have included self-completion modules on intimate violence (see Section 2.3). These figures have previously been published separately from the annual volume (Mirrlees-Black, 1999; Walby and Allen, 2004; Finney, 2006; Coleman et al., 2007; Povey et al., 2008, 2009; Smith et al., 2010). Headline figures are also presented in the annual crime statistics bulletin for 2009/10.

Intimate violence is the collective term used to describe domestic violence, sexual assault and stalking and the categories are defined as follows:

- Any domestic abuse: non-sexual emotional or financial abuse, threats, physical force, sexual assault or stalking carried out by a current or former partner or other family member.
- Partner abuse (non-sexual): non-sexual emotional or financial abuse, threats or physical force by a current or former partner.
- Family abuse (non-sexual): non-sexual emotional or financial abuse, threats or physical force by a family member other than a partner (father/mother, step- father/mother or other relative).
 - o Emotional or financial abuse: includes being prevented from having a fair share of household money, stopped from seeing friends or relatives or repeatedly belittled.
 - o Threats are classified as an affirmative response to the statement 'frightened you by threatening to hurt you/someone close'.
 - o Minor force is classified as an affirmative response to the statement 'pushed you, held you down or slapped you'.
 - o Severe force involves being kicked, hit, bitten, choked, strangled, threatened with a weapon, threats to kill, use of a weapon or some other kind of force.
- Sexual assault: indecent exposure, sexual threats and unwanted touching ('less serious'), rape or assault by penetration including attempts ('serious'), by any person including a partner or family member.
 - o Rape is the legal category of rape introduced in legislation in 2003. It is the penetration of the vagina, anus or mouth by a penis without consent.
 - o Assault by penetration is a legal offence introduced in 2003. It is the penetration of the vagina or anus with an object or other body part without consent.
- Stalking: two or more incidents (causing distress, fear or alarm) of obscene or threatening unwanted letters or phone calls, waiting or loitering around home or workplace, following or watching, or interfering with or damaging personal property by any person including a partner or family member.

The police recorded crime category of most serious sexual crime encompasses rape, sexual assault, and sexual activity with children. The Sexual Offences Act 2003, introduced in May 2004, altered the definitions of all three categories so comparisons around this time should be made with caution

The group of other sexual offences recorded by the police covers unlawful sexual activity, mostly involving consenting adults and is therefore particularly influenced by police activity in investigating such crime. It includes among other offences, exploitation of prostitution and soliciting, but not prostitution itself (which is not a notifiable offence). The Sexual Offences Act

2003, introduced in May 2004, introduced certain offences such as sexual grooming which is included in this group. Offences of indecent exposure have been retrospectively reclassified to sexual offences back to 2002/03 to aid comparisons over time.

2 ACQUISITIVE CRIME

BCS acquisitive crime covers all household and personal crime where items are stolen and can be split into household and personal acquisitive crimes.

Household acquisitive crime: Personal acquisitive crime:

Burglary

Attempted burglary in a dwelling

Theft in a dwelling

Theft from outside a dwelling

Theft and attempted theft of and from vehicles

Theft of pedal cycle Snatch theft (Theft from the person)

Stealth theft (Theft from the person)

Attempted theft from the person

Other theft of personal property and other attempted theft of personal property

Robbery and attempted robbery

Burglary

The BCS covers domestic burglary only, which is an unauthorised entry into the victim's dwelling but does not necessarily involve forced entry; it may be through an open window, or by entering the property under false pretences (e.g. impersonating an official).

BCS domestic burglary does not cover theft by a person who is entitled to be in the dwelling at the time of the offence; this is called theft in a dwelling and includes thefts committed inside a home by someone who is entitled to be there e.g. party guests, workmen.

The police record an offence of burglary if a person enters any building as a trespasser and with intent to commit an offence of theft, GBH or unlawful damage. Aggravated burglary occurs when the burglar is carrying a firearm, imitation firearm, offensive weapon or explosive.

Recorded crime figures are provided separately for burglaries that occur in domestic properties and those which occur in commercial or other properties.

- Domestic burglaries include burglaries in all inhabited dwellings, including inhabited caravans, houseboats and holiday homes, as well as sheds and garages connected to the main dwelling (for example, by a connecting door).
- Non-domestic burglaries include burglaries to businesses (including hotels and similar accommodation) and also some burglaries of sheds and outhouses where these are not clearly connected to the inhabited property.

Using the BCS it is possible to differentiate between burglaries with entry and attempted burglaries and also between burglary with loss and burglary with no loss (including attempts). Burglary with entry plus attempted burglary add up to total burglary. Burglary with loss plus burglary with no loss (including attempts) also add up to total burglary. These are defined below.

An attempted burglary is recorded by the police and in the BCS if there is clear evidence that the offender made an actual, physical attempt to gain entry to a building (e.g. damage to locks, or broken doors) but was unsuccessful.

Burglary with entry is a term used in the BCS and comprises burglary where a building was successfully entered, regardless of whether something was stolen or not.

Burglary with loss is a term used in the BCS and comprises burglary where a building was successfully entered and something was stolen.

In the BCS, burglary with no loss includes attempted entry to a property and cases where a property was entered but nothing was stolen. In making comparisons with police recorded crime, BCS burglary with no loss (including attempts) is used as a proxy for attempted burglary, though there will be some instances with no loss where entry has been gained.

Vehicle offences

The BCS includes offences against private households only and includes cars, vans, motorbikes, motor-scooters or mopeds used for non-commercial purposes. It identifies three vehicle theft categories:

- Theft of vehicles where the vehicle is driven away illegally, whether or not it is recovered.
- Theft from vehicles refers to both theft of parts and accessories of motor vehicles and to theft of contents.
- Attempted thefts of and from vehicles No distinction is made between attempted theft of and attempted thefts from motor vehicles, as it is often very difficult to ascertain the offender's intention.

If parts or contents are stolen as well as the vehicle being moved, the incident is classified as theft of a motor vehicle.

The police recorded crime category of offences against vehicles covers private and commercial vehicles (although does not distinguish between the two) and comprises:

- Thefts and attempted thefts of vehicles where the intent is to permanently deprive the owner.
- Unauthorised taking of a vehicle where intent to permanently deprive the owner is not evident – this would typically include ‘joyriding’ where the car is later recovered.
- Aggravated vehicle taking where a vehicle once taken is known to have been driven dangerously, damaged or caused an accident.
- Thefts and attempted thefts from a vehicle targeting property in or on the vehicle.
- Interfering with a motor vehicle which includes attempts to drive away without apparent intent to permanently deprive the owner. This mostly includes recorded crime offences where there is evidence of intent to commit either theft of or from a vehicle or taking without consent (TWOC), but there is either:
 - (i) No evidence of intent to commit one of these three offences specifically, or
 - (ii) There is evidence of intent to commit TWOC (TWOC is a summary offence but, under the provisions of the Criminal Attempts Act 1981, it is not legally valid to have an attempted summary offence).

Interfering with a motor vehicle offences as presented in the annual crime statistics publication are equivalent to the offence class formerly referred to as ‘vehicle interference and tampering’. The BCS cannot separately identify this category. In comparisons with the BCS it is included in the attempted vehicle theft category but in some instances could be viewed as criminal damage or even a nuisance.

The taking of vehicles during robberies (often termed ‘car-jacking’) is included within the robbery offence group.

Robbery

A robbery is an incident or offence in which force or the threat of force is used either during or immediately prior to a theft or attempted theft. As with violence against the person, police recorded robberies cover a wide range of seriousness from armed bank robberies to muggings for mobile phones or small amounts of money. Recorded crime offences also distinguish between robbery of personal property (personal robbery) and business property (business robbery). Robbery of business property is a recorded crime classification where goods stolen belong to a business or other corporate body (such as a bank or a shop), regardless of the location of the robbery. The taking of vehicles during robberies (often termed car-jacking) is also included as robbery. Supplementary data on this offence have been collected in a supplementary collection by the Home Office since 2007/08.

The BCS covers robberies against adults resident in households; these are included in the violent crime count.

Theft

Theft from the person covers theft (including attempts) of a handbag, wallet, cash etc. directly from the victim, but without the use of physical force against the victim, or the threat of it. This BCS category breaks into two components:

- Snatch theft where there may be an element of force involved but this is just enough to snatch the property away; and
- Stealth theft where no force is used and the victim is unaware of the incident (pick-pocketing). Stealth theft makes up the larger share (over 80%) of the total.

For recorded crime, theft from the person offences are those where there is no use of threat or force. Stealth theft is included as part of this recorded crime category and cannot be separately identified from snatch theft.

Other theft of personal property covers thefts away from the home where no force is used, there was no direct contact between the offender and victim and the victim is not holding or carrying the items when they are stolen (i.e. thefts of unattended property).

Other household theft cover a number of theft types: Theft in a dwelling includes thefts that occurred in the victim's dwelling, by someone who was entitled to be there; theft from outside a dwelling covers incidents where items are stolen from outside the victim's home and the category also includes burglaries to non-connected buildings, for example, garden sheds.

The recorded crime offence group of other theft offences covers thefts that are not covered by other property crime offence groups (i.e. thefts from vehicles is included in offences against vehicles). Offences included are theft from a person, thefts of bicycles, shoplifting and other theft or unauthorised taking.

Bicycle Theft

The BCS covers thefts of bicycles belonging to the respondent or any other member of the household. Police recorded crime also includes offences where a pedal cycle is stolen or taken without authorisation, within the other theft offences category.

This category does not include every bicycle theft, as some may be stolen during the course of another offence (e.g. burglary) and are therefore classified as such by the police and in the BCS:

- Burglary; if anything else was stolen, or an attempt was made to steal something else, from the household's dwelling.
- Theft from a dwelling; when a bicycle is stolen from inside a house by someone who was not trespassing.
- Theft from a vehicle; if the bicycle is one of a number of things stolen.

3 VANDALISM AND CRIMINAL DAMAGE

In the BCS, criminal damage is referred to as vandalism and is defined as the intentional and malicious damage to either the home, other property and vehicles. Vandalism shown in the BCS ranges from arson to graffiti. Cases where there is nuisance only (e.g. letting down car tyres) or

where the damage is accidental are not included. Where vandalism occurs in combination with burglary or robbery, the burglary or robbery codes take precedence over the damage codes in offence coding.

The BCS produces estimates both for vandalism to the home and other property and against vehicles. Vandalism to the home and other property involves intentional or malicious damage to doors, windows, fences, plants and shrubs, for example. Vandalism to other property also includes arson where there is any deliberate damage to property belonging to the respondent or their household (including vehicles) caused by fire.

The BCS defines vandalism of vehicles as any intentional and malicious damage to a vehicle such as scratching a coin down the side of a car or denting a car roof. It does not, however, include causing deliberate damage to a car by fire. These incidents are recorded as arson and, therefore, included in vandalism to other property. The BCS only covers vandalism against private households; that is, vehicles owned by any member of the household and company cars which count as belonging to the respondent. Recorded crime includes all vehicle vandalism under the offence classification of criminal damage to a motor vehicle.

Police recorded criminal damage results from any person who without lawful excuse destroys or damages any property belonging to another, intending to destroy or damage any such property or being reckless as to whether any such property would be destroyed or damaged. Damage which is repairable without cost, or which is accidental, is not included in police recorded crime statistics. Separate recorded crime figures exist for criminal damage to a dwelling, to a building other than a dwelling, to a vehicle and other criminal damage. Figures are also published for racially or religiously aggravated criminal damage.

Arson is the act of deliberately setting fire to property including buildings and vehicles. In the BCS this is any deliberate damage to property belonging to the respondent or their household caused by fire, regardless of the type of property involved. The only exception is where the item that is set on fire was stolen first (this is coded as theft). Arson is included in vandalism to other property and includes arson to vehicles.

For vehicle crime, if a vehicle is stolen and later found deliberately burnt out by the same offender, one crime of theft of a vehicle is recorded by the police and in the BCS. If there is evidence that someone unconnected with the theft committed the arson, then an offence of arson is recorded by the police in addition to the theft. For the BCS, only an offence of theft of a vehicle would be recorded as in practice it would often not be possible to establish that the arson was committed by someone unconnected with the theft.

4 FRAUD AND FORGERY

The measurement of fraud is challenging as fraud is known to be very substantially under-reported to the police. Better information can be derived from other sources. For example, figures for plastic (credit, debit or bank) card fraud are obtained from The UK Cards Association, which is the leading trade association for the cards industry in the UK. For more information on the various sources of fraud including administrative data and on the nature, extent and economic impact of fraud in the UK, see Hoare (2007), Levi et al. (2007) and Wilson et al. (2006).

Plastic card fraud among individuals resident in households in England and Wales is also covered in a module within the BCS. Stolen plastic cards (i.e. credit, debit or bank cards) are included in the

main BCS crime count under the relevant offence, such as burglary or theft from the person, but incidents of fraud are not covered. However, the BCS has included questions on experience of plastic card fraud in a separate module of questions since 2005/06.

Offences of fraud and forgery are recorded by the police, but figures from 2007/08 onwards are not comparable with previous years due to the introduction of the Fraud Act 2006, which commenced in January 2007 and saw significant changes to offences in the fraud and forgery offence group.

For offences prior to January 2007, fraud is defined as dishonestly deceiving to obtain either property or a pecuniary advantage. Recorded crime statistics were collected for: fraud by company director; false accounting; cheque and credit card fraud; other frauds; bankruptcy and insolvency offences; forgery or use of false drug prescription; other forgery and vehicle/driver document fraud.

Under the Fraud Act 2006, fraud is defined as dishonestly making a false representation to obtain property or money for themselves or another. Recorded crime statistics are collected for: fraud by company director; false accounting; other frauds; failing to disclose information; abuse of position; obtaining services dishonestly; making or supplying articles for use in fraud; possession of articles for use in fraud; bankruptcy and insolvency offences; forgery or use of false drug prescription; other forgery and vehicle/driver document fraud.

The Counting Rules changes in January 2007 also changed recording of fraud so that in most cases cheque and plastic card fraud is counted on a 'per account' rather than 'per transaction' basis. If an account is defrauded only one offence is recorded rather than one offence per fraudulent transaction on each account (as was the practice prior to January 2007). For example, previously if a person had their credit card stolen and it was subsequently used on ten separate occasions to buy goods fraudulently from ten different shops there would be a requirement for one crime record for theft and ten for deception. Now there is a requirement to record one theft and one fraud by false representation. The result of this change means that fewer crimes of plastic card and cheque fraud were recorded by the police during 2007/08, 2008/09 and 2009/10 compared with previous years and recorded fraud and forgery figures prior to 2007/08 are not comparable with more recent figures.

This change was made to reduce significant bureaucracy in recording crime (possibly involving several police forces) and to reflect the fact that in the cases when this counting basis is used, the financial loss is generally borne by the financial institution at which the account is held rather than by the merchants who process a transaction or by the account holder.

From April 2007, where a financial institution makes full financial recompense to an account holder, the financial institution (rather than the account holder) can report the crime directly to a single point of contact within the police.

These changes have been supported by The UK Cards Association and ACPO as they have resulted in significant reductions in bureaucracy in relation to the reporting of cheque and plastic card fraud. This has focused police effort on reports of fraud most likely to lead to a suspect being brought to justice and also introduced single points of contact within police forces for the financial institutions to report cases directly to. As victims of fraud are mainly commercial organisations, it is not covered in the same way as other crimes. The government's Fraud Review (2006) also specifically welcomed the changes that were being put in place:

http://www.aasbni.gov.uk/pubs/FCI/fraudreview_finalreport.pdf

The 2006 Fraud Act also resulted in the creation of a National Fraud Authority (NFA). One of the key objectives of this new body is to support better reporting of fraud crimes and their subsequent investigation. During 2009/10 the NFA opened a single national point of reporting for a wide range of frauds, in particular those arising from the growing use of the internet and email. This new means of reporting sits outside the police service as a call centre (Action Fraud) with an associated online reporting tool. At the same time the police have established a National Fraud Intelligence Bureau (NFIB) to receive reports from Action Fraud as well as those from the banks and other financial institutions and to analyse them to identify positive investigatory opportunities which will then be referred to individual forces to follow up. The creation of these new bodies has had little or no impact on police recorded crime data for 2009/10 as they only commenced operation in early 2010.

5 RACIALLY OR RELIGIOUSLY AGGRAVATED OFFENCES

Used in recorded crime, racially aggravated offences are legally defined under section 28 of the Crime and Disorder Act 1998. The Anti-terrorism, Crime and Security Act 2001 (section 39) added the religiously aggravated aspect. Racially and religiously aggravated offences are categorised together in police recorded crime and cannot be separately identified. BCS respondents are asked whether they thought the incident was racially motivated and from 2005/06 whether they thought the incident was religiously motivated. Figures on racially and religiously motivated crimes from the 2005/06 and 2006/07 BCS are reported in Jansson et al. (2007).

6 DRUG OFFENCES

Recorded crime figures for drugs offences are published in Table 2.04 of the annual crime statistics publication. With effect from April 2004, ACPO issued guidance to forces over the recording of warnings for cannabis possession (these were termed 'formal warnings' for cannabis possession prior to January 2007). These were incorporated into the Home Office Counting Rules (see Section 3 for more information). From January 2009 it has also been possible to issue a Penalty Notice for Disorder for cannabis possession (this detection method was not separated from Cannabis Warnings in statistics for the period to the end of March 2009).

In addition, the Home Office produces a separate National Statistics bulletin on Drug Seizures for England and Wales, covering seizures made by the police, HM Revenue and Customs, and the UK Border Agency.

COMMUNITY AND LEISURE OVERVIEW AND SCRUTINY PANEL: 15 JANUARY 2019

COMMUNITY GRANTS TASK AND FINISH GROUP

1. BACKGROUND

- 1.1 On 19 June 2018 (Minute 10 refers) this Panel supported the introduction of revised criteria for the consideration of community grants, and in addition the introduction of a firm budget to give greater certainty and transparency to the process. The Panel considered that in 2019/2020 the budget for capital grants should be up to £100,000 and the budget for revenue grants up to £350,000. The revenue budget must also cover this Council's contribution to the running costs of the Citizens' Advice Bureau.
- 1.2 On 28 and 29 November and 7 December the Community Grants Task and Finish Group re-convened to examine the Community Grant applications received for the 2019/2020 financial year. In total, twenty applications were received. Twenty applicants were invited to give a presentation to the Task & Finish Group. Two applications (from the 1st Milton Scout Group and Avon Valley Concerts) did not meet the Council's adopted eligibility criteria for varying reasons and the organisations were not invited for interview. In addition, having heard the presentation from Mencap, the Task and Finish Group concluded that, as the organisation was a tenant in a building that was the responsibility of the Housing Revenue Account, the community grants process was not appropriate for their needs and the issue has been forwarded on to the housing service for further consideration.
- 1.3 The Task and Finish Group comprised Cllrs Armstrong, Davies, L Harris, Penman and White, with input from key Council Officers. Meetings were also attended by Cllr Mrs D Andrews, the Portfolio Holder for Community Affairs.

2 PROCESS

- 2.2 As part of their interview, all grant applicants were asked to evidence their accounts, business case and how their request would meet the needs of, and benefit, residents in the District. Applicants were also asked to explain how their funding request linked to the priorities set out in the Council's Corporate Plan.
- 2.3 Following the presentations, the Task and Finish Group fully discussed and reviewed the information submitted with the applications and presented at interview. In formulating a recommendation for each grant request, members referred to the agreed criteria, the Council's Corporate Plan priorities, and the value for money being offered.
- 2.4 The recommendations, with reasons, for the determination of each of the grant requests, are set out in paragraph 4.1 below and in further detail in **Appendix 1**.
- 2.5 In addition to the process outlined above, the Council has also held discussions with Citizen's Advice New Forest (formerly Citizen's Advice Bureau, but now known as CANF). CANF is an independent charity serving the community of the New Forest District. It gives free, confidential and independent advice on a wide range of problems, including family issues, debt, benefits, employment, legal, housing and consumer matters. In recent times, CANF has been supporting customers with

Universal Credit. CANF has offices on Lymington, Totton, Hythe, Ringwood and New Milton, with outreach services in Fordingbridge.

- 2.6 Over the past 18 months, the Council's CANF Task and Finish Working Group has been holding regular meetings with CANF representatives to discuss the role of CANF and ways to modernise services and management arrangements, to enable better long term financial planning, both for CANF and the Council. Among efficiency measures in progress are rationalisation of office accommodation and the introduction of new technology and systems. CANF has recently moved its Ringwood office to the Ringwood library.
- 2.7 The CANF Task and Finish Group is very supportive of CANF and the range of complex issues it undertakes, as well its dedicated employees and many volunteers.

3. FINANCIAL IMPLICATIONS

- 3.1 All requests will be considered by the Cabinet in February as part of the budget setting process. The total amount to be awarded, should the Cabinet approve the recommendations set out in paragraph 4.1, is £131,500 of revenue expenditure and £61,000 of capital. The total amount of awards granted last year was £218,020 plus the grant aid to the Citizens' Advice Bureau.
- 3.2 In considering the grant applications the Task and Finish Group noted that the applications from the New Forest Centre and the Hampshire and Isle of Wight Wildlife Trust were new this year. In both cases the organisations had previously been funded partly by this Council under partnership agreements that had now expired, with this being the first year of the new arrangements. The Group considered that a further period of grant aid should be given as a transitional arrangement to allow the organisations to explore and secure alternative sources of funding. On this basis, the Head of Finance has agreed that additional monies, outside the community grants budget, can be found to support these organisations in 2019/20.
- 3.3 With respect to CANF, having taken into account all of the information set out in paragraph 2.5 above, including the Council's overall ongoing financial constraints, the recommended 3 year rolling programme from 1 April 2019 is as follows:

2019/20 - £229,500

2020/21 - £206,550

2021/22 - £185,895

The funding will be attached to a Joint Funding Agreement which has been agreed by both parties, and the second two years' funding will be reviewed every year. The Council will continue to support and work with CANF to assist with modernising their service.

- 3.3 This would bring the total revenue grant expenditure to £361,000 In 2019/20.

4. COMMUNITY GRANT APPLICATIONS: SUMMARY

4.1 Summary of Applications Received

ITEM	APPLICANT	AMOUNT REQUESTED	RECOMMENDATION
A	Forest Arts Centre	£17,000	£17,000
B	Forest Forge	£32,000	£20,000
C	CODA	£2,500	£3,000
D	The Handy Trust	£3,740	£4,000
E	Youth and Families Matter	£10,000	£5,000
F	Yellow Door	£5,000	£5,000
G	Compass Counselling	£2,000	£4,000
H	Families matter	£6,000	£5,000
I	Hampshire and Isle of Wight Wildlife Trust	£25,000	£10,000
J	hArt	£6,000	£6,000
K	St Barbe's Museum	£30,250	0
L	New Forest Centre	£35,875	£10,000
M	New Forest Disability Information Service	£15,000	£10,000
N	Community First New Forest - Nightstop	£22,500	£0
	Community First New Forest – Healthy Walks	£2,500	£2,500
	Community First New Forest – Volunteer Centre	£58,373	£30,000
	Total for revenue grants	£273,238	£131,500
O	The Garage Youth Club	£12,000	£12,000
P	King George V Cricket Pitch	£5,000	£5,000
Q	Fordingbridge Skate Park	£25,000	£25,000
R	Hale Village Hall	£5,000	£14,000
S	New Forest Disability Information Service	£0	£5,000
	Total for capital grants	£47,000	£61,000

5. FUTURE GRANT APPLICATIONS

- 5.1 The Community Grants Task and Finish Group is a standing Group of the Panel and will meet annually every November/December to determine applications received for the forthcoming financial year. The Task and Finish Group will be guided by the Council's projected financial position in determining the level of awards granted.
- 5.2 The Council's resources to grant aid such projects in the future will come under increasing pressure and it is therefore important that all organisations seeking grant aid from this Council understand that they need to be very pro-active in seeking funding from a wide variety of the various sources that are available. This Council should no longer be seen as a guaranteed resource, but more to act as a reserve resource to make up any shortfall.

- 5.3 On this basis, the Task and Finish Group consider that it would be productive firstly to invite all grant awardees to attend an interview in July to update the Council on progress with their projects; and also to be given advice about potential sources of funding that may be available to them as an alternative to the Council.

6. RECOMMENDATION

- 6.1 That the community grant awards as set out in paragraph 4.1, and in more detail in **Appendix 1**, be recommended to the Cabinet for approval and inclusion in the Medium Term Financial Plan; and
- 6.2 That CANF be awarded a revenue grant of £229,500 in 2019/20; and
- 6.3 That, in future, grant awardees be invited to a second interview in July to update the Council on progress with their projects and also to be advised of alternative sources of funding should they be considering further grant applications to the Council.

Further information:

Colin Read
Executive Head of Operations
Tel: 02380 285588
colin.read@nfdc.gov.uk

Background Papers:

Grant application forms

APPENDIX 1

A	APPLICANT:	REASON FOR APPLICATION:
	Forest Arts Centre	Annual operating cost Arts Centre and outreach activities

TOTAL COST	OTHER FUNDS/INCOME	REQUEST	PREVIOUS AWARD
£329,280	£312,280	£17,000	£17,000

SUMMARY:

Forest Arts Centre provides a leading venue for live arts events and has an extensive outreach programme. The Centre is operated by Hampshire Cultural Trust. The backing of the Trust has brought about new projects and opportunities, and the centre programming has led to an increase of throughput and continues to be well supported.

Targeted work and project work, for example with young people with mental health issues; adults with learning disabilities, working with older people with long term conditions such as dementia or Parkinson's disease have produced excellent outcomes. They have also worked hard to ensure that residents from more deprived backgrounds are not excluded from the programmes on offer.

RECOMMENDATION:

That a grant of £17,000 be paid.

REASON:

The Panel considered that the organisation met many of the Council's objectives with respect to health and wellbeing and were delivering services for the benefit of local people across the District. In particular it was noted that they worked with CAMHS and people with learning difficulties.

B	APPLICANT:	REASON FOR APPLICATION:
	Forest Forge Theatre Company	Annual operating costs, Touring professional theatre and creative learning

TOTAL COST	OTHER FUNDS/INCOME	REQUEST	PREVIOUS AWARD
£ 183,250	£110,772	£32,000	£28,000

SUMMARY:

Forest Forge provides creative learning and outreach activities, whilst ensuring opportunities to participate in high quality theatre productions. There is a professional touring theatre which tours to communities and schools across the New Forest with an emphasis on creative learning and using theatre to tackle wider social issues such as bullying and poor mental health.

The organisation targets local residents to encourage participation in a variety of activities such as workshops; work experience and targeted outreach projects (e.g. the Gypsy/Roma/Traveller community). The Youth Theatre is based in Ringwood and is very popular. The Company has a particular reputation for the quality of its work with those with additional needs and provides opportunities for older people to tackle social isolation and improve cross-generational understanding.

RECOMMENDATION:

That a grant of £20,000 be paid.

REASON:

The Group concluded that Forest Forge were delivering fewer of the council's objectives than Forest Arts, but were still offering services of benefit to local people across the District. The Group could not however see any justification for awarding a higher grant than last year given the overall restrictions on the level of available grant funding.

C	APPLICANT:	REASON FOR APPLICATION:
	CODA	Annual operating costs, providing music for health and wellbeing purposes.

TOTAL COST	OTHER FUNDS/INCOME	REQUEST	PREVIOUS AWARD
£338,750	£336,250	£2,500	£2,500

SUMMARY:

CODA is an independent music trust, with links with local schools and community groups. There have been successful projects in the New Milton area and the application seeks to ensure that further project work can be undertaken, with aim to facilitate creative music making for all ages and sectors of the community through high quality participatory music programmes, workshops and projects. The funding would support particular work with children and young people.

RECOMMENDATION:

That a grant of £3,000 be paid.

REASON:

The Group considered that CODA had done a lot with the small element of their budget that came from the District Council and were very active in providing services that met many of the Council's objectives in promoting health and wellbeing across the District. The Group considered that CODA offered good value for money from the Council's contribution and noted their intention to increase their involvement in this District, with a number of specific projects being the subject of bids for funding.

D	APPLICANT:	REASON FOR APPLICATION:
	Handy Trust	They are applying for a grant to run their school holiday project that is not already funded and we need to obtain funding for 10 weeks

<u>TOTAL COST</u>	<u>OTHER FUNDS/INCOME</u>	<u>REQUEST</u>	<u>PREVIOUS AWARD</u>
£67,268	£57300	£3,740	£3,740

SUMMARY:

The Handy Trust is a youth provision for children & young people aged 0 – 25 years old. They work with the whole community a 24/7 service at home, in school and in the community. Due to the economic climate they are working with children and young people from families who are experiencing poverty and hardship and this sometimes includes mental health, domestic violence and substance mis-use. They work in the Waterside area of the New Forest and have service level agreements with Marchwood and Hythe & Dibden Parish Council. The Handy Trust are applying for a grant to run their school holiday project that is not already funded and they need to obtain funding for 10 weeks

RECOMMENDATION:

That a grant of £4,000 be paid.

REASON:

The Group concluded that the project that was the subject of this application met many of the Council's objectives. The Trust was promoting good community engagement on a wide basis in the Hythe and Dibden, Marchwood and Fawley areas and had made their bid in respect of a clearly defined project that was of benefit to the local population.

E	APPLICANT:	REASON FOR APPLICATION:
	Youth & Families Matter	To support the delivery of YFM as their focus has increasingly come upon tackling bigger community-based issues and working with individuals whose needs aren't typically covered other programmes. The issues that we are seeing are more complex and challenging and there has been an increase in the number of cases we are having referred. We need to attract additional support to help this new Community Development programme succeed and translate projects into meaningful outcomes for beneficiaries.

TOTAL COST	OTHER FUNDS/INCOME	REQUEST	PREVIOUS AWARD
£204809	£170,430	£10,000	£4,740

SUMMARY:

Youth and Families Matter (YFM) is a small registered charity that works from the heart of the community in Totton to improve the health and wellbeing of children, young people and families whose lives are impacted by many forms of disadvantage, mental illness, serious illness, addiction or abuse. The application aims to support three projects that will assist the wellbeing of isolated, vulnerable and disadvantaged people under a new categorisation of Community Development work, namely: -

RECOMMENDATION:

That a grant of £5,000 be paid

REASON:

The Group was impressed with the organisation and the bid, which met many of the Council's objectives. The organisation was based in Totton, was heavily involved in the local community and responding to referrals from police and other agencies. There was increasing demand for their services. The Group could only justify a small increase in grant compared to last year.

F	APPLICANT:	REASON FOR APPLICATION:
	Yellow Door	To support the costs of support, outreach and education sessions

TOTAL COST	OTHER FUNDS/INCOME	REQUEST	PREVIOUS AWARD
£1,026,716	£1,021,000	£5,000	£5,000

SUMMARY:

Yellow Door provides a range integrated specialist services to those who are at risk of or who have been affected by unwanted Sexual Experience or Domestic Abuse (DSA). This may include anything from rape, childhood sexual abuse, sexual assault to harassment, coercion or domestic abuse. The group covers the New Forest, Southampton and Eastleigh areas.

RECOMMENDATION:

That a grant of £5,000 be paid.

REASON:

The Group noted that Yellow Door's main bid for funding was to the Office of the Police and Crime Commissioner. It was recognised however that Yellow Door did important outreach work across the District. The group would encourage them actively seeking greater engagement with a wider range of secondary schools across the District.

G	APPLICANT:	REASON FOR APPLICATION:
	Compass Counselling	<p>Our budgets have increased for 2019 due to the following reasons:</p> <p>Recruitment of additional paid counsellors to deal with increased number of clients presenting with medium-severe life issues</p> <p>A reduction in the rental income as we anticipate having to use the room for counselling</p> <p>Increased salaries due to a small restructuring of support staff</p> <p>The cost of developing group work has been included as we aim to introduce this during 2019 but it does require using a consultant counsellor with group work qualifications. It would have the benefit of being held in the evening</p>

TOTAL COST	OTHER FUNDS/INCOME	REQUEST	PREVIOUS AWARD
£98,424	£87,891	£2,000	£0

SUMMARY:

Compass Counselling Services (New Forest) Ltd, a non-profit making registered charity number 1078724, is constituted as a company limited by guarantee. It was incorporated on 20 October 1998 and we are currently celebrating our 20th year in operation.

The charity's objectives and principle activities are those of preserving and protecting mental health by the provision of a professional, high quality counselling service for all sections of the local community who are suffering from psychological distress or relationship problems and to advance education and training in counselling. For many, the treatment programme available under the NHS involves long waiting lists or is not appropriate to their needs. We are committed to supporting those unable to afford private counselling by offering reduced rates – clients pay what they can afford. Our aim is to ensure no-one is excluded from counselling for financial reasons.

Operating out of our offices in Lymington we attract clients from around the New Forest area including New Milton, around to Ringwood, Lyndhurst, Ashurst and down to Dibden Purlieu and the Waterside areas. We are one of the few organisations offering subsidised counselling in the local area.

All new clients are offered a 90 minute initial consultation after which a clinical assessment report is written. This report is used by our Counselling Coordinator to allocate the client to a counsellor best suited to meet the needs of that client.

RECOMMENDATION:

That a grant of £4,000 be paid.

REASON:

The Group was very impressed with the bid and the service offered to vulnerable people in the District. It was noted that the Charity was limited by their ability to attract additional counsellors and group leaders to carry out important work. It was also noted that the Trust appeared to fall into a gap in what various funding sources saw as their areas of responsibility. The lack of NHS funding for their work was particularly disappointing. The service offered met Council objectives. The need for additional resourcing to protect and promote the mental wellbeing of local people was a priority.

H	APPLICANT:	REASON FOR APPLICATION:
	Families Matter	The NFDC grant last year was significant and highly appreciated. It enabled us to take on one new member of staff to help with the schools work and the parenting courses. The demand for these is growing and we are looking to support further work in these areas.

TOTAL COST	OTHER FUNDS/INCOME	REQUEST	PREVIOUS AWARD
£46,700	£42,200	£6,000	£3000

SUMMARY: Families Matter is a small local charity based in Hythe which helps families in need in the Waterside area. They support parents through parenting classes and groups for parents and children with special needs, autism, mental health needs etc. We visit families in their own home and support them through a crisis with their children (ie separation, domestic violence, behavioural problems etc). They work closely local schools, supporting children in the transition to secondary. They have a puppet project that goes in to schools to deliver presentation on bullying, staying safe online recycling etc. They also run groups for people with dementia and their carers and for families with drug alcohol additions.

RECOMMENDATION:

That a grant of £6,000 be paid.

REASON:

The Group supported the work of this organisation and recognised their community engagement, which met many of the Council's objectives. The charity worked in the Hythe area.

I	APPLICANT:	REASON FOR APPLICATION:
	Hampshire and IOW Wildlife Trust	To manage the Blashford Lakes area to the agreed standard, to ensure there is public access to the site and to provide educational outcomes for local residents.

TOTAL COST	OTHER FUNDS/INCOME	REQUEST	PREVIOUS AWARD
£144,721	£119,721	£25,000	£25,000 (as legal agreement)

SUMMARY:

Blashford Lakes is an area of land in the Avon Valley to the north of Ringwood, Hampshire, incorporating a series of lakes formed by sand and gravel extraction over the last sixty years. The Blashford Lakes Nature Reserve encompasses approximately 360 acres of this wider area, including Ibsley Water, Ellingham Lake, Ivy Lake, Blashford Lake and the land surrounding them. There are a wide variety of habitats (lake, pond, river, ancient woodland and secondary woodland, grassland and reedbed).

As a result its wildlife is very diverse and it is an attractive destination for visitors throughout the year. The Blashford Lakes are important nature conservation habitats, recognised by national and international designations (SSSI, SPA and SAC) for migratory over-wintering wildfowl. Most activity by the Blashford Project occurs on and around Ibsley Water and Ivy Lake - the lakes and adjoining tracts of land provide a significant recreational resource for local residents, with an extensive educational role provided through the Blashford Lakes Centre. This was opened in 1996 by Professor David Bellamy and general public access to the nature reserve has been permitted and promoted since 2006. During that time the permissive footpath network has been extended to 8km of rolled gravel footpaths and the reserve also boasts 8 bird watching hides and screens. Ease of accessibility has been considered throughout the reserves development and as a result the reserve is visited and enjoyed by people of all ages and physical abilities.

The nature reserve is managed as the Blashford Project by Hampshire and Isle of Wight Wildlife Trust in partnership with the New Forest District Council and the owners of the land comprising the site, Bournemouth Water and Wessex Water. Partner representatives meet regularly throughout the year to discuss and agree project work.

The project currently employs 3 full-time members of staff, supported by an invaluable and enthusiastic team of volunteers. In addition, education activity on site is supported by three Outdoor Learning Tutors employed on a sessional basis.

Notwithstanding extraordinary circumstances, the nature reserve is open daily, from 9 am-4.30 pm, 364 days of the year.

RECOMMENDATION:

That a grant of £10,000 be paid

REASON:

The Group felt that the Trust was approaching the Council as they had been an historic source of funding through the service level agreement that had recently ceased. Although the project would meet some Council objectives the Group considered that this Council's support for this project must reflect the overall restriction on the budget available. It was also noted that Blashford Lakes have a much wider appeal than just to the residents of the New Forest District and this may be an opportunity for the Trust to explore a greater range of options for funding for the future.

J	APPLICANT:	REASON FOR APPLICATION:
	hArt	To support the generic running costs and to deliver some targeted project work.

TOTAL COST	OTHER FUNDS/INCOME	REQUEST	PREVIOUS AWARD
£61030	£62,000	£6,000	£6,000

SUMMARY:

hArt are an art therapy charity that looks to provide support for the mental health needs of people of all ages and abilities. They organise workshops and projects across a range of artistic mediums, in the more remote areas of Hampshire (primarily the New Forest) where limited access to services and opportunities for social contact add to the increase in mental health issues by making loneliness and isolation a factor.

RECOMMENDATION:

That a grant of £6,000 be paid.

REASON:

The Group was impressed that there was a clear 5 year plan and vision to develop the work of the Charity. The services offered were valuable, meeting Council objectives, and were available across the District. They also showed good partnership working.

K	APPLICANT:	REASON FOR APPLICATION:
	St Barbes Museum	<p>We are applying for this grant to support both the Museum and the Council's priorities and objectives by:</p> <ul style="list-style-type: none"> • Directly benefiting the people of the New Forest and their wellbeing • To attract more visitors to Lymington thereby helping boost the economy and local businesses • To preserve and protect the special and unique character of the New Forest. <p>Following a complete refurbishment, St Barbe re-opened in August 2017. We are undertaking organisational development, with a new Chair of Trustees, new Director and new Fundraising Manager. We are trying out new approaches and reaching out to new and different audiences to ensure that we can provide the greatest possible social and cultural benefit to the local community. St Barbe was extremely fortunate to have been able to attract funding for the capital project. However, we need to establish strong and committed relationships with the local councils, businesses and other organisations as well as maintaining our excellent relationships with HLF and the Arts Council.</p> <p>We are in the final year of Arts Council grant 'resilience fund' which has put St Barbe in a good position to establish ourselves. However, going forward, this funding will need to be replaced by</p>

		<p>new income in year 2019/20 to ensure we can become sustainable and resilient for the future.</p> <p>The grant will be used to support Operational structure of the Museum and support the very small team of staff to deliver the programme for local schools, community groups, outreach, volunteer training and support and that has been successfully developed over the last year.</p> <p>We are very keen to develop a programme that would enable us to take on school student placements, university interns and apprentices. To do this, we will need to have a strong staffing structure to ensure that there is always someone in the Museum to supervise, manage, teach and train these people.</p> <p>A funding commitment from the NFDC will signal to other funding bodies that we have relevance in the local community and are fulfilling an important role in the cultural life of the New Forest.</p>
--	--	--

TOTAL COST	OTHER FUNDS/INCOME	REQUEST	PREVIOUS AWARD
£277,500	£247,250	£30,250	£0

SUMMARY: St Barbe Museum and Art Gallery is a registered charity governed by the Lymington Museum Trust whose principal activity is that of running a Museum and Art Gallery, the advancement of education and the stimulation of interest in the care of the beauty, history and character of the New Forest. St Barbe is governed by a board of 14 Trustees led by Chairman Sir John de Trafford.

RECOMMENDATION:

That no grant be paid.

REASON:

On 6 April 2016 (minute 62 refers, the Cabinet made the following recommendation to the Council with respect to the St Barbe's Museum:

RECOMMENDED:

(a) That, should the Trust secure all the other sources of funding necessary for the project to proceed, a capital grant award of £65,000 be made to the St Barbe's Trust through the contribution grant application process as a contribution towards the cost of the planned development project that has attracted funding from the Heritage Lottery Fund; and

(b) That should be the capital grant be paid, it be agreed in principle that no future revenue support grants shall be paid.

This recommendation was approved by the Council. The Group concluded that there was no compelling case to justify an exception being made, and the organisation was not therefore eligible for grant aid.

L	APPLICANT:	REASON FOR APPLICATION:
---	------------	-------------------------

	New Forest Centre	<p>Financial resilience – following the decision to introduce free entry, the challenge we face is to increase income from a range of streams to build our resilience. Our New Forest National Park Authority association agreement is coming to a natural end. This negatively affects our income by £30,000 a year but also gives us the opportunity to differentiate ourselves and develop a unique identity. It will help grow understanding that we are an independent charity and without the support of local people and organisations our existence is in jeopardy. The appointment of the Fundraising Development Manager is enabling us to develop relationships with potential major donors, companies and charitable trusts. A target of £50,000 towards core funding from new sources by the end of January 2019 has been set and good progress is being made. However, it will take 12 months for the full effect of her appointment to be felt.</p> <p>Changes to the curriculum - The removal of Tourism as a topic on the Key Stage 4 curriculum has hit the number of pupils accessing our education sessions. A third of our school visits were related to Key Stage 4. Teachers are reporting that the high cost of travel is affecting their ability to come and visit. Education providers pay to attend our education sessions so this is another threat to our income.</p> <p>A grant would provide security during this period of change and while we implement measures to broaden and grow financial support from individuals and organisations.</p>
--	--------------------------	--

TOTAL COST	OTHER FUNDS/INCOME	REQUEST	PREVIOUS AWARD
£502,891	£487,285	£35,875	£33,770 (via SLA)

SUMMARY: The free entry New Forest Centre (registered charity) is the only museum dedicated to the social and natural history of the New Forest. Our aim is to inspire our visitors to explore and value the New Forest by collecting, conserving and interpreting our collections and by providing educational activities and information to children, young people and adults visiting the Forest and living in the community. The Centre includes a free to enter accredited Museum, Reference Library and Exhibition Gallery, and our Education Team run a year-round exhibitions and events programme. Each year we share the heritage of the New Forest with more than 220,000 people of whom 70,000 visit the Museum.

We preserve artefacts and archives relating to the natural, social, economic, political and cultural history of the New Forest. The Museum collections contain within the region of 2,000 objects. The Library has a unique collection of approximately 10,000 books. It also has some archives relating to the ancient Verderers' Court and the administration of Forest Law dating back centuries.

Since 2003 the Museum has been accredited, recognising that the quality of its displays, curation and the management and planning of the organisation meet the highest of standards. In 2016, the Museum was awarded a 'Hidden Gem' accolade by Visit England that recognised the high-quality displays and activities on offer at the Museum. A recent evaluation found that 82% of respondents rated their satisfaction with the Museum and exhibition either a 5 or a 6 (where 1 is low satisfaction and 6 is high). Our Education Service

is rated an average of 4.88/5 for 'Did the trip meet your learning outcomes?' and 100% would book with us again and recommend us to someone else.

RECOMMENDATION:

That a grant of £10,000 be paid.

REASON:

The Group felt that the Trust's project would meet some Council objectives. Some reduction in the grant paid, compared to the funding arrangement under the previous service level agreement was however inevitable in the light of the Council's financial position. It was noted that the grant given to the New Forest Centre in the last 2 years had reflected the agreed transitional arrangements following this Council's withdrawal of the Tourist Information Centre. That space had now been let for use by a café making up that shortfall in income. The historic grant for running costs, through the community grants process, had been £14,000. The proposed grant reflected the overall level of cuts against the budget available.

M + S	APPLICANT:	REASON FOR APPLICATION:
	New Forest Disability Information Service	Annual operating costs Advice to individuals and organisations

TOTAL COST	OTHER FUNDS/INCOME	REQUEST	PREVIOUS AWARD
£103,200	£88,200	£15,000	£10,000

SUMMARY:

The Service provides advice and information on disability issues with an emphasis on empowering individuals. With the consistent stream of changes to benefits and support arrangements for disabled people, demands on the Service are considerable.

RECOMMENDATION:

That a revenue grant of £10,000 be paid, together with a capital grant of £5,000 towards the cost of the installation of a lift at the Services premises.

REASON:

The Group considered that this group provided an excellent service to a group of residents, across the District, who were particularly vulnerable. They were meeting Council objectives in a very specific niche role and providing good value for money for the funding provided. They were also proactive in seeking alternative sources of funding. The Group was aware that the Disability Information Service had applied to District Councillors for assistance, under their community engagement grants, for grant aid for the installation of a lift to allow access to the first floor of their premises, which had recently become available to them. The Group considered that organisations should only receive funding from 1 source within the Council, and that funding through the Councillor community engagement grants was not

therefore appropriate. However, there was scope to provide a grant from the capital budget to assist them with the installation of the lift.

N	APPLICANT:	REASON FOR APPLICATION:
	Community First New Forest	a)Annual operating cost Voluntary sector support and Volunteer Centre b) Operating the Night Stop programme to tackle homelessness c) Contribution towards the Healthy Walks partnership

TOTAL COST	OTHER FUNDS/INCOME	REQUEST	PREVIOUS AWARD
a £109,378	a £51,005	a £58,373	a £40,000
b £61900	b £39,400	b £22,500	b £15,000
c £4,000	c £1,500	c £2,500	c £2,500

SUMMARY: : a)Community First New Forest is the body which provides support across the whole of the voluntary sector in the New Forest. This involves activities such as: DBS checks; funding advice; assistance with setting up and operating groups. With its work in training and operating the volunteer centre / volunteer placement, it also contributes to routes to work. It also acts as a representative voice for the sector and is involved in many technical working groups and strategic bodies across the district. Community First New Forest also works in partnership with statutory organisations to deliver a range of projects that support local New Forest residents.

b)Night stop is a programme which helps to tackle homelessness in those aged 16-24 and 24+ by emergency overnight accommodation with local volunteers, and support in to longer term housing.

c)The Healthy Walks programme is a partnership between the National Park, NFDC and Community First New Forest which sees the New Forest walking for health programme administered and volunteer walk leaders trained and supported to deliver walks at various locations across the district.

RECOMMENDATION:

That the following grants be paid:

Nightstop - £0.

Healthy Walks - £2,500

Volunteer Centre Running Costs - £30,000

REASON:

Nightstop – The Group had established that, under the Council's newly adopted Housing Strategy, the Council would in future be providing alternatives to the Nightstop provision that were more flexible and responsive, better able to meet the needs of homeless households in a timely manner. The continued funding of Nightstop could not therefore be justified

Healthy Walks - the Group queried whether this should be a grant as the service had been commissioned by this Council and the National Park Authority. The Healthy Walks were aimed at a different market to the ranger led walks organised by the NPA and other bodies.

Volunteer Centre Running Costs - The Centre was providing a service to the benefit of local people across the District. However the Group noted the services provided directly by other

charities operating in the District; that a significant proportion of the work of the Volunteer Centre was in signposting rather than carrying out work; and that they charged for some services such as DBS checks. The Group considered that an increase in the grant payable by this Council towards general running costs could not be justified.

O	APPLICANT:	REASON FOR APPLICATION:
	The Garage Youth Club	Bespoke teenage play areas

TOTAL COST	OTHER FUNDS/INCOME	REQUEST	PREVIOUS AWARD
£26,000	£14,000	£12000	

SUMMARY:

We want to build a bespoke soft play unit within the building and an outdoor play area in the grounds aimed at encouraging and increasing participation in safe recreational 'play'. We believe this will actively encourage more young people to engage with the centre, targeting groups at risk of mental health issues, substance misuse and crime related behaviours. These resources will be specifically designed to appeal to this older teenage range and consist of an indoor adult sized ball pool with safety wall enclosure and feature slides and other accessories and an outdoor climbing and swing area to meet the needs and level of stimulation young people desire.

The bespoke play units will enhance the youth centres ability to maintain and increase a high level of participation in safe, fun physical activities that continue to provide opportunities for local young people to make a positive contribution, raise their aspirations, encourage excellence, enjoy, achieve and learn in a safe comfortable environment that promotes healthy lifestyles, reducing inequalities, focusing on mental, physical, social and emotional health to increase life choices

RECOMMENDATION:

That a grant of £12,000 be paid.

REASON:

The Group was impressed with a well thought bid for a specific project that met Council objectives. The organisation took a very proactive approach to fundraising from a variety of sources. In general they provided an excellent service that diverted young people from potential problem behaviours. They responded to referrals from the police and other agencies.

P	APPLICANT:	REASON FOR APPLICATION:
	Totton Town Council – King George V Playing Fields	To provide an artificial cricket wicket at King George V cricket pitch.

TOTAL COST	OTHER FUNDS/INCOME	REQUEST	PREVIOUS AWARD
£10,000	£5,000	£5,000	

SUMMARY: The project will look to reinstate the cricket wicket at King George V playing field to enable matches to take place and to allow a greater usage of the cricket pitch that has always been poorly drained, an issue that has impact on the playability of the pitch. This will also give the Calmore Cricket Club the ability to continue to expand its women and junior sections but having this pitch available in close proximity to its main ground whilst ensuring that a facility is available in close proximity to a main centre of the Calmore population.

RECOMMENDATION:

That a grant of £5,000 be paid.

REASON:

The Group considered that a contribution from this Council could be justified particularly to enable the development of women's and junior cricket as well as improving a facility that has suffered from drainage issues. The Group supported the activities of this local sporting group that contributed to mental and social wellbeing.

Q	APPLICANT:	REASON FOR APPLICATION:
	Fordingbridge Town Council – Skate Park	To renovate, rejuvenate and improve the local skate park.

TOTAL COST	OTHER FUNDS/INCOME	REQUEST	PREVIOUS AWARD
£135,000	£110,000	£25,000	£0

SUMMARY: The scheme is to replace and enhance the existing skate park facility at the Recreation Ground in Fordingbridge. The existing park was installed over 15 years ago of metal construction and is rotting from underneath. The facility is well used and the project aims to replace the park with a concrete park which has a longer life span and lower maintenance cost. The park is a much loved facility in the town. The skate park is aimed at a wide range of users from young children with scooters to older BMX and skateboard riders, it provides an additional feature to the play area for families and focal point for older children from the town and surrounding area – it is a safe location for everyone to visit.

RECOMMENDATION:

That a grant of £25,000 be paid.

REASON:

The Group supported the value of the proposed replacement of the skate park. The scheme met many council objectives. The replacement of metal skate parks with concrete ones, elsewhere in the District, had brought many benefits for local residents, not least as the noise created by the ramps was significantly reduced. The Group noted the exceptionally successful way in which this particular scheme operated for the benefit of a wide range of users, who successfully and respectfully shared the use of the existing skate park.

R	APPLICANT:	REASON FOR APPLICATION:
---	------------	-------------------------

	Hale Village Hall	.To provide a single story extension to the village hall
--	--------------------------	---

TOTAL COST	OTHER FUNDS/INCOME	REQUEST	PREVIOUS AWARD
£37,000	£32,000	£5000	

PROJECT SUMMARY:

A single storey extension to Hale Village Hall to enable a range of new activities to enhance the social cohesion and physical and mental wellbeing of the residents of Hale and surrounding villages.

Hale Pre-school sadly closed in July 2018 and had been a regular hirer of the downstairs committee room in Hale Village Hall. A number of new activities are being considered by the hall committee and some new hirers have shown an interest in the downstairs area but are disadvantaged by the lack of a kitchen and food storage area.

By including a kitchen and sitting/eating area as an extension to the downstairs room and including storage for books, DVDs and village archives, we can introduce a book club, book and DVD lending service and area where villagers can relax and ponder the history of the village.

The Cricket Club is doing very well and has increased its use of Hale Village Hall. There is only one changing room and they have been asking for years for a second changing area for the home team. They are happy to use the new kitchen area as their second changing room when hiring the hall.

We have plans to use the extended downstairs area for Yoga, Tai-Chi, Qi Gong, Music Therapy, Language Classes, Bridge/Games evenings and Saturday morning films for children. There is interest from an organisation offering an after-school club for Martial Arts and from "Imagine This" an educational group for pre-school children. We are also exploring University of the Third Age and Pilates.

RECOMMENDATION:

That a grant of £14,000 be paid.

REASONS:

The Group concluded that this was a well thought out bid with clear benefits for the local community that used the hall. The Trustees had been very dynamic in their approach to developing the hall and to fundraising for the various initiatives that they had introduced. The hall was the hub for providing important services to a rural community that has limited access to alternative community provision, which significantly increased its value.

Subsequent to the Group's initial consideration of the bid the applicant advised the Council that one of their funders had dropped out, leaving a shortfall of £14,000. The Group was sufficiently impressed with the project to invite the applicants to amend their application to make up part of the shortfall.

This page is intentionally left blank

COMMUNITY AND LEISURE OVERVIEW AND SCRUTINY PANEL WORK PROGRAMME 2018/2019

ITEM	OBJECTIVE	METHOD	LEAD OFFICER
15 JANUARY 2019			
Community Grants Task & Finish Group	To consider Task & Finish Group findings with regards to the allocation of grants for inclusion in the 2019 budget	Report to Panel	Colin Read
Safer New Forest Partnership Plan	Update on the current plan and start to look forward to the next year's plan.	Report to Panel	Rosemary Rutins/Brian Byrne
Dibden Golf Centre	To receive the bi-annual update from the Chairman of the Task & Finish Group	Verbal update to Panel	Cllr B Andrews/Colin Read
Community Strategy	To consider the development of an over-arching strategy for community matters.	Report to Panel	Rebecca Drummond/Manjit Sandhu
Young People - Wellbeing	To understand the issues affect the wellbeing of young people living in the District (Mental Health)	Presentation to the Panel	Manjit Sandhu/Cllr Binns
Customer Services	To receive and Task and Finish Group's findings and recommendations	Report to Panel	Rebecca Drummond / Cllr O'Sullivan.
Citizen's Advice Bureau	To agree new management arrangements and related issues; including grants	Task and Finish Group (transferring from COP)	Ryan Stevens
19 MARCH 2019			
	(TBC)		

Items for the future:

Eling Tide Mill – Annual report
St. Barbe's Museum – Annual Report.

This page is intentionally left blank